



AUDITED STATEMENT OF 2015-16

Criteria – 4.1.4 - Average percentage of budget allocation, excluding salary for infrastructure augmentation during the last five years (INR in Lakhs)

Description	Page No.
Education Expenses & Student Activities Administrative Expenses Advertising, Publicity & Placement Expenses Interest & Bank Charges Rent, Rates & Taxes	3 & 6

INDEPENDENT AUDITOR'S REPORT

Report on the Financial Statements

We have audited the accompanying financial statements of University of Petroleum & Energy Studies (University), which comprise the Balance Sheet as at 31st March 2016 and the Statement of Profit and Loss for the year then ended, and a summary of the significant accounting policies and other explanatory information.

Management's Responsibility for the Financial Statements

University Management is responsible for the preparation of these financial statements that give a true and fair view of the financial position and financial performance of the University in accordance with the Generally Accepted Accounting Principles. This responsibility includes the design, implementation and maintenance of internal control relevant to the preparation and presentation of the financial statements that give a true and fair view and are free from material misstatement, whether due to fraud or error.

Auditor's Responsibility

Our responsibility is to express an opinion on these financial statements based on our audit. We conducted our audit in accordance with the Standards on Auditing issued by the Institute of Chartered Accountants of India. Those Standards require that we comply with ethical requirements and plan and perform the audit to obtain reasonable assurance about whether the financial statements are free from material misstatement.


An audit involves performing procedures to obtain audit evidence about the amounts and disclosures in the financial statements. The procedures selected depend on the auditor's judgment, including the assessment of the risks of material misstatement of the financial statements, whether due to fraud or error. In making those risk assessments, the auditor considers internal control relevant to the University's preparation and fair presentation of the financial statements in order to design audit procedures that are appropriate in the circumstances. An audit also includes evaluating the appropriateness of accounting policies used and the reasonableness of the accounting estimates made by trust management, as well as evaluating the overall presentation of the financial statements.

We believe that the audit evidence we have obtained is sufficient and appropriate to provide a basis for our audit opinion.

Opinion

In our opinion and to the best of our information and according to the explanations given to us, the financial statements give the information required by the Act in the manner so required and give a true and fair view in conformity with the accounting principles generally accepted in India:

- a) in the case of the Balance Sheet, of the state of affairs of the University as at March 31, 2016;
- b) in the case of the Income & Expenditure Account, of the excess of income over expenditure for the year ended on that date.

For RAGHU NATH RAI & CO.
Chartered Accountants
FRN: 000451N

SAMIR JAIN
(Partner)
Membership No. : 077010

Place: New Delhi
Date: 21/09/2016



E mail: admin@rnr.in; Website: www.rnr.in


Navneet Mehta
(Finance Officer)
University of Petroleum & Energy Studies



2015-16

UNIVERSITY OF PETROLEUM & ENERGY STUDIES
Balance Sheet as at 31st March, 2016

Liabilities	Schedule	Amount in Rs.	
		31st March 2016	31st March 2015
CAPITAL FUNDS:	1		
Permanent Endowment Fund		13,669,481	13,350,731
Development Fund		10,980,565	10,024,315
General Fund		1,284,583,585	830,683,209
		1,309,233,629	854,058,254
LOAN FUND:			
Loan from Banks:-			
Term Loan		-	57,522,673
			57,522,673
REFUNDABLE SECURITY DEPOSIT FROM STUDENTS		204,737,000	161,487,400
CURRENT LIABILITIES & PROVISIONS			
Advance Fee Received against new admissions		103,059,229	122,049,168
Other Current Liabilities		433,333,012	384,867,156
TDS & other statutory liability (For Alumni Contributions Criteria 5.4.2)		38,656,683	13,715,207
Deferred Fees		549,464,874	433,874,234
Provision for Retirement Ben		268,647,012	216,932,153
		1,393,160,790	1,171,437,916
Total		2,907,131,419	2,244,506,243
ASSETS			
Fixed Assets (Net)	2	1,148,996,527	1,086,208,869
Capital Work-In-Progress		76,266,909	24,795,196
CURRENT ASSETS, LOANS & ADVANCES			
Receivable from Students		4,287,482	1,089,001
Accrued Income		69,736,905	43,919,840
Cash & Bank Balances	3	1,399,113,021	879,926,760
Advances & Deposits	4	210,730,576	208,568,577
		1,683,867,984	1,133,504,179
Total		2,907,131,419	2,244,506,243

Schedule 10 Significant Accounting Policies and Schedule to Accounts

As per our report of even date
For Raghunath Rai & Co.
Chartered Accountants
FRN:- 000451N

For University of Petroleum & Energy Studies

(Samir Jain)
Partner
Membership No:- 77010

(Shriharl Honwad)
Vice-Chancellor

(Sanjeev Kumar Goyal)
Finance Officer

Date :- 21st September 2016
Place:- New Delhi



Criteria 5.4.2.

Note: Alumni contribution is a part of other current liabilities, reflected under (current liabilities schedule) page No. 11

Navneet Mehta
(Finance Officer)
University of Petroleum & Energy Studies



UNIVERSITY OF PETROLEUM & ENERGY STUDIES
Income & Expenditure Account for the year ended on 31st March 2016

	Schedule	Amount in Rs.	
		31st March 2016	31st March 2015
INCOME			
Income from Academics	5	2,518,802,877	1,961,250,888
Interest Income		99,111,982	44,420,793
Other Incomes		284,131	589,548
	(A)	2,618,198,990	2,006,261,230
EXPENDITURE			
Staff, Faculty & Other Costs	6	742,691,495	638,769,316
Education Expenses & Student Activities	7	590,633,976	464,677,908
Administrative Expenses	8	198,331,726	174,937,686
Advertising, Publicity & Placement Expenses	8	293,579,628	213,645,761
Interest & Bank Charges	9	1,659,401	21,510,155
Rent, Rates & Taxes	9	173,764,099	80,463,810
	(B)	2,000,660,325	1,594,004,636
Surplus/(Deficit) before Depreciation	(C)=(A)-(B)	617,538,665	412,256,593
Depreciation on Fixed Assets	2	162,363,289	146,375,528
	(D)	162,363,289	146,375,528
Surplus/(Deficit) after Depreciation	(E)=(C)-(D)	455,175,376	265,881,065
Appropriations:			
-to Endowment Fund (Interest on Fixed Deposit)		318,750	458,306
-to Development Fund (Interest on Fixed Deposit)		956,250	1,374,917
	(F)	1,275,000	1,833,222
Surplus/(Deficit) Transferred to General Fund	(G)=(E)-(F)	453,900,376	264,047,843

Schedule 10 Significant Accounting Policies and Schedule to Accounts

As per our report of even date
For Raghunath Rai & Co.
Chartered Accountants
FRN:- 000451N

For University of Petroleum & Energy Studies

(Samir Jain)
Partner
Membership No.: 77010

(Shrihari Honwad)
Vice-Chancellor

(Sanjeev Kumar Goyal)
Finance Officer

Date :- 21st September 2016
Place : New Delhi

Navneet Mehta
(Finance Officer)
University of Petroleum & Energy Studies



UNIVERSITY OF PETROLEUM & ENERGY STUDIES

Schedules forming part of accounts

Amount in Rs.

SCHEDULE '1' - CAPITAL FUNDS

A. PERMANENT ENDOWMENT FUND

	31st March 2016	31st March 2015
Opening Balance	13,350,731	12,892,425
Transfer from Income & Expenditure Account	318,750	458,306
Closing Balance	13,669,481	13,350,731

B. DEVELOPMENT FUND

	31st March 2016	31st March 2015
Opening Balance	10,024,315	8,649,398
Transfer from Income & Expenditure Account	958,250	1,374,917
Closing Balance	10,980,565	10,024,315

C. GENERAL FUND


	31st March 2016	31st March 2015
Opening Balance	830,683,209	566,635,366
Transfer from Income & Expenditure Account	453,900,376	264,047,843
Closing Balance	1,284,583,585	830,683,209


TOTAL FUNDS (A+B+C)

	31st March 2016	31st March 2015
TOTAL FUNDS (A+B+C)	1,309,233,630	854,058,254

For University of Petroleum & Energy Studies

Date :- 21st September 2016
Place : New Delhi


(Shrihari Honwad)
Vice-Chancellor


(Sanjeev Kumar Goyal)
Finance Officer



Navneet Mehta
(Finance Officer)
University of Petroleum & Energy Studies





UNIVERSITY OF PETROLEUM & ENERGY STUDIES
YEAR ENDED 31ST MARCH 2016

Schedule 2: FIXED ASSETS

Sl. No.	Fixed Assets	Rate	Opening Balance	Additional Assets Sold/Written off during the Year	Gross Value Closing Balance	Opening Balance	Depreciation for the year	Provision for Dep on assets sold/ written off during the year	Closing Balance	Impairment for the year	Opening	Closing	Net In Br. Net Value 31st March 2016	Net Value 31st March 2015
1	Land/ Sports Ground	0.00%	79,419,482	18,743,240	98,162,722	-	-	-	98,162,722	-	-	-	98,162,722	79,419,482
2	Building	10.00%	1,005,600,435	57,484,101	1,063,084,536	377,219,673	66,224,481	4,360,448	439,057,905	-	-	-	819,720,192	628,460,543
3	Classroom Equipments	20.00%	180,618,035	23,230,039	203,848,074	74,463,487	24,615,818	-	99,278,325	-	4,509,829	-	112,658,075	111,643,769
4	Computer & Software	40.00%	132,497,727	30,082,635	1,627,700	83,145,761	22,382,017	971,716	1,605,318	-	2,737,852	-	51,265,048	44,614,113
5	Furniture & Fixtures	25.89%	169,043,386	45,899,435	173,315	87,534,373	25,889,826	11,233,4	113,340,667	-	1,900,811	-	98,817,928	79,838,102
6	Office Equipments	13.91%	144,083,530	30,305,897	17,715	176,171,742	50,310,975	15,447,571	61,687	-	1,937,504	-	107,781,711	91,634,953
7	Vehicles	25.89%	11,549,355	-	2,103,663	9,365,782	1,159,710	176,033	6,135,501	-	-	-	3,220,261	4,824,224
8	Library Books	13.91%	20,185,136	6,309,303	1,832,727	24,661,765	8,995,649	1,919,603	14,652,41	-	-	-	14,824,134	11,89,487
9	Plant & Machinery	13.91%	26,103,463	81,024	26,184,487	11,710,197	2,008,403	-	13,718,600	-	-	-	12,655,987	14,392,266
10	Leasehold improvements	-	21,522,040	11,249,147	32,771,187	1,074,120	2,827,767	-	3,901,887	-	-	-	28,929,299	29,447,919
11	Machinery under R&D Projects	-	28	-	28	-	-	-	-	-	-	-	28	28
	Total		1,800,311,617	225,355,254	2,025,666,871	703,218,653	162,383,289	8,334,217	857,187,606	-	11,086,185	-	1,144,948,576	1,066,208,989
	Previous Year		1,538,436,510	273,256,618	1,811,693,128	566,335,551	146,375,508	951,251,6	703,218,605	-	11,086,185	-	1,000,208,809	961,994,774

Criteria 7.1.8

Criteria 4.2.4

Criteria 4.1.4 & E.P. 4.6



For University of Petroleum & Energy Studies

(Shikhar Honwad)
Vice-Chancellor

(Sanjeev Kumar Goyal)
Finance Officer



Navneet Mehta
(Finance Officer)
University of Petroleum & Energy Studies

2015-16

UNIVERSITY OF PETROLEUM & ENERGY STUDIES
YEAR ENDED 31ST MARCH 2016

Schedules forming part of accounts

SCHEDULE '3' - Cash & Bank Balances	Amount in Rs.	
	31st March 2016	31st March 2015
Cash in hand	1,253,445	656,354
Bank Balances *	909,260,549	444,742,625
Fixed Deposit Receipts *	488,599,027	434,527,781
Total	1,399,113,021	879,926,760

* The above Bank Balances & Fixed Deposit Receipts include Fees received in advance Rs 10.31 Cr (Previous year Rs 11.19 Cr) , Security deposits received from students Rs 20.48 Cr (Previous year Rs.16.14 Cr) and Fees received in advance from existing students Rs 56.03 Cr (Previous year Rs.43.38 Cr) Inter alia.

SCHEDULE '4' - Advances & Deposits		
Advances Recoverable in Cash or Kind	36,619,092	37,694,633
Prepaid Expenses	21,993,611	18,180,536
Security Deposits	152,117,873	152,693,408
Total	210,730,576	208,568,577

SCHEDULE '5' - Income from Academics		
Gross Course Fees	2,093,701,442	1,575,983,982
Less: Domicile Discount/concession	12,708,509	13,459,971
Less: Scholarship expenses	14,614,995	10,848,894
Net Course Fees	2,066,377,938	1,551,675,117
Tuition Fees from Distance Students (CCE)	98,452,257	89,799,270
Other Fees	268,086,757	238,830,253
Enrolment Collections	73,059,073	67,951,778
Miscellaneous Receipts	12,626,852	12,994,471
Total	2,518,802,877	1,961,250,888

For University of Petroleum & Energy Studies

(Shrihari Honwad)
Vice-Chancellor

(Sanjeev Kumar Goyal)
Finance Officer

Date :- 21st September 2016
Place:- New Delhi



Navneet Mehta
(Finance Officer)
University of Petroleum & Energy Studies

**UNIVERSITY OF PETROLEUM & ENERGY STUDIES
YEAR ENDED 31ST MARCH 2016**

Schedules forming part of accounts

Amount In Rs.

SCHEDULE '6' - Staff, Faculty & Other Cost	31st March 2016	31st March 2015
Staff, Faculty & Related Costs	711,030,807	611,184,805
Academic Professional Charges	31,660,688	27,584,511
Total	742,691,495	638,769,316

SCHEDULE '7' - Education Expenses & Student Activities		
Student Welfare Expenses & kits etc	201,601,458	101,326,209
Examination Expenses Criteria 4.4.1 (Academic)	10,584,248	12,028,775
Laboratory Expenses	4,985,051	3,534,490
Library Expenses Criteria 4.4.2	16,435,677	1,417,145
Industrial Tour Expenses	24,653,926	27,500,537
Courseware & License Fees	99,965,459	137,138,049
Outsourced Services Criteria 4.4.1 (Academic)	177,568,191	149,033,993
Hostel Lodging & Boarding Expenses	54,639,966	32,698,710
Total	590,633,976	464,877,908

SCHEDULE '8' - Administrative Expenses		
IT Hardware & Software Expenses	20,624,488	18,878,675
Electricity, Generator & Water Expenses Criteria 4.4.1	20,719,991	17,253,302
Festivals & Functions Physical	3,863,912	6,317,331
Statutory Auditor's Fees	429,375	427,500
Legal Expenses	510,400	359,428
Professional and Consultant	34,359,996	23,583,897
Communication Expenses Criteria 4.4.1 Physical	5,004,090	3,944,780
Insurance Expenses	9,384,140	9,804,811
Printing & Stationary Criteria 4.4.1 Physical	7,194,934	6,902,726
Repair & Maintenance	37,802,806	30,624,473
Travelling, Transportation & Hotel Expenses	40,895,092	40,434,255
Other Administrative Expenses Criteria 4.4.1 Physical	17,542,602	16,406,508
Total	198,331,726	174,937,686

SCHEDULE '9' - Interest & Bank Charges		
Interest on Term Loan	449,228	20,302,294
Bank Charges	1,210,173	1,207,861
Total	1,659,401	21,510,155

For University of Petroleum & Energy Studies

(Shrihari Honwad)
Vice-Chancellor

(Sanjeev Kumar Goyal)
Finance Officer

Date :- 21st September 2016
Place :- New Delhi



Navneet Mehta
(Finance Officer)
University of Petroleum & Energy Studies



UNIVERSITY OF PETROLEUM & ENERGY STUDIES

SCHEDULE - 10

SIGNIFICANT ACCOUNTING POLICIES AND NOTES TO ACCOUNTS:

Annexed to and forming part of accounts for the period ended on 31st of March 2016.

A. CONSTITUTION OF THE UNIVERSITY OF PETROLEUM & ENERGY STUDIES:

University of Petroleum & Energy Studies is a Statutory University established through an Act namely University of Petroleum & Energy Studies Act, 2003 (Act No. 15 of 2003) [hereinafter referred to as UPES Act] passed by the Uttaranchal Legislative Assembly and assented to by the Governor on July 08, 2003. The University is governed by the UPES Act and Statutes and Rules passed as per Chapter V of the UPES Act.

B. SIGNIFICANT ACCOUNTING POLICIES:

1. GENERAL:

The financial statements are prepared under the historical cost convention on the accrual basis of accounting.

2. REVENUE RECOGNITION:

Fee is recognized on financial year basis.

3. FIXED ASSETS:

Fixed assets are stated at cost (including all incidental expenses) less accumulated depreciation. Computers include cost of hardware, networking, operating systems and software.

Depreciation on all items of Fixed Assets has been charged on Written down Value Method as per the rates prescribed under Schedule XIV of the Companies Act, 1956. The rate of Depreciation on various classes of Assets is mentioned below:

Sl No	Asset Class	Rate of Depreciation
1	Building	10%
2	Classroom Equipment's	20%
3	Computer & Software	40%
4	Furniture and Fixtures	25.88%
5	Office Equipment's	13.91%
6	Vehicles	25.89%
7	Library Books	13.91%
8	Plant & Machinery	13.91%

4. All borrowing costs are expensed out in the year in which they are incurred.



Navneet Mehta
(Finance Officer)
University of Petroleum & Energy Studies

C. NOTES TO ACCOUNTS

1. Secured Loans: Term Loan and Overdraft Facilities

During Financial Year 2015-16, the movement of Term Loan and Overdraft facility can be Understood in the following tables:

Particulars	Amount in Rs.	
	Balance as on 31 st March 2016	Balance as on 31 st March 2015
Term Loan classified as Long term Liability under head "Loan Funds"	-	57,522,673
Term Loan classified as Short Term Liability under head "Other Current Liabilities"	-	15,600,001
Total Term Loan	-	73,122,674
Overdraft Facility from Bank classified under head "Other Current Liabilities"	-	89,951,984
Total Credit Facilities	-	163,074,658

Term loan and Overdraft facilities taken from banks are secured against the land and all other assets of the University.

Complete residual Term loan and Overdraft facility as at 31.03.2015 were repaid in month of April 2015.

2. The University is registered u/s 12A and recognized u/s 80G of the Income Tax Act, 1961.

3. Campus Development Expenses:

All expenses related to construction project at 'UPES' own campus is being capitalized.

4. Transfers:

(a) Transfer from Income & Expenditure Account:

25% of the total interest accrued up to 31st March 2016 from bank in respect of fixed deposit of Rs. 2.00 crores has been transferred to Permanent Endowment Fund as per requirement of clause (4) of section 41 of the UPES Act.

Balance Interest accrued up to 31st March 2016 from Bank in respect of fixed deposit has been transferred to Development Fund as per requirement of clause (4) of Section 41 and sub-clause (e) of clause (1) of section 43 of the UPES Act.



Navneet Mehta
(Finance Officer)
University of Petroleum & Energy Studies

(b) Transfer from Development Fund:

That portion of the Development Fund which has been utilized for the acquisition, construction or major repair of the asset is transferred to General Fund. So long as the asset is not fully acquired or constructed or the activity is completed the proportionate fund is kept in Development Fund.

5. Cash & Bank Balances:

Cash & Bank Balances include a fixed deposit of Rs.2,00,00,000/- (Rupees Two Crore only) made against permanent endowment fund of the university as per requirement of clause (1) and (2) of Section 41 of the UPES Act.

6. As the University is not carrying out any commercial, industrial or business activities, the Accounting Standards formulated by Institute of Chartered Accountants of India are not applicable to it.

7. Deferred Fee amounting to Rs. 54.94 Cr (Previous Year 43.38 Cr) is on account of fee received for unexpired period and will be amortized based on completion of particular course/ activity.

8. Previous year figures have been regrouped and rearranged to make them comparable with current year figures.

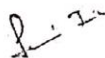
SCHEDULE 1 TO 10 FORM AN INTEGRAL PART OF ACCOUNTS

AUDITORS' REPORT

As per our separate report appended to the Balance Sheet

**For Raghunath Rai & Co.,
Chartered Accountants**

For University of Petroleum & Energy Studies



**(Samir Jain)
Partner
M. No. 77010**



**Dr. Shrihari Honwad
Vice-Chancellor**



**Sanjeev Kumar Goyal
Finance Officer**

**Date: 21st September 2016
Place: New Delhi**



**Navneet Mehta
(Finance Officer)
University of Petroleum & Energy Studies**

**UNIVERSITY OF PETROLEUM & ENERGY STUDIES
GROUPING OF BALANCE SHEET AS ON 31.03.2016**

ADVANCES RECOVERABLE IN CASH OR KIND Assets

	31st March 2016	31st March 2015
Prepaid Expenses	21,993,611	18,180,536
R&D Projects	1,023,379	1,460
TDS Refundable	8,108,936	7,364,330
Advance to Foreign Creditors	3,789,064	35,893
Employee Loan	2,025,522	1,417,146
Other Advances & receivables	-	5,000,000
Sundry Creditors Advance	20,726,246	18,350,561
Project Creditors Advance	-	5,004,913
Foreign Creditors Advance	-	-
Income Receivables	-	-
Staff Advances for Expenses	945,944	520,330

58,612,703 55,875,169

Provision for Retirement Benefits

Provision for Leave Encashment	104,815,300	87,792,200
Provision for Gratuity	163,831,712	129,139,953
Total Other Liabilities & Provisions	268,647,012	216,932,153

268,647,012 216,932,153

Sundry Creditors

Sundry Creditors	78,574,805	58,624,139
Other Creditors for Capital Item(Project & Foreign)	149,642,644	4,470,047

Total... 228,217,449 63,094,186

Other Liabilities

Student Welfare Fund	31,000	-
Payable for Imprest Accounts	1,947,560	942,951
Advance for R & D Projects	16,745,450	17,862,705
Term Loan Due within One Year	-	15,600,001
280238 OBC OD Main 08895015000244	0	89,951,984
Other Payables	160,849,020	169,939,102
Stale Cheques	1,345,761	1,941,772
Alumini Fee (Criteria 5.4.2 Alumni contribution)	15,348,342	12,959,334
Expenses Payable	5,259,864	9,059,872

201,526,997 318,257,721

Total Sundry Creditors & Expenses Payable

429,744,445 381,351,907

Security Deposit Liability

Security Deposit-Student -General	204,737,000	161,487,400
	204,737,000	161,487,400

Other Misc. Liabilities

Miscellaneous Liabilities Account	1,097,191	236,076
Students Liability account	704,800	1,226,050
	1,801,991	1,462,126

Other Liabilities

Security Deposit-Vendors	1,736,576	2,003,123
Security Deposit-Airtel	50,000	50,000
	1,786,576	2,053,123

Navneet Mehta
(Finance Officer)
University of Petroleum & Energy Studies



**UNIVERSITY OF PETROLEUM & ENERGY STUDIES
GROUPING OF BALANCE SHEET AS ON 31.03.2016**

31st March 2016 31st March 2015

Total Other Liabilities

433,333,012 384,867,156

**Advance from Students Liability
Course Fees**

103,059,229	122,049,166
103,059,229	122,049,166
103,059,229	122,049,166

Bank Balance with schedule Bank

280021 Axis Bank 093010100191524	-	1,306,712
280202 Oriental Bank of Commerce(CA-4750)	6,670,838	4,841,985
280218 College of Legal Studies-UPES A/c 08892011010725	-	405,697
280205 OBC-Gurg-CA No.08891010001590	-	547,899
280107 OBC-Gurg-SB A/c No.08892011001273	-	-9,112,834
280206 OBC- ND-CA No.-02171010011040	71,592	72,732
280219 OBC-SB(00022011000640) Main A/c	79,943	76,839
280026 OBC PP Main Saving (A/c-02122151003506)	-	6,688,696
280125 OBC PP Main CA (A/c-02121131000801)	-	-8,300,783
280203 0000280203 OBC (SB-48230) Main A/c	2,413,000	298,565,647
280230 Axis Bank (CA A/c no. 910020041260586)	-	749,557
280209 AXIS (SB-16267) Main A/c-911010064016267	986,561	23,171,094
280210 OBC C/A(02121131001754)Main A/C	-	54,669
280236 SBI (32061662671) SB	175,257	167,110
280229 OBC-C/A-12371131003365 main bank A/c	-	90,099,663
280207 OBC(SB-08892011001273) Main A/c	4,676,901	15,814,041
280224 OBC PP Main Saving (A/c-02122151003506)	740,970	10,523,634
280225 OBC PP Main CA (A/c-02121131000801)	1,308,742	9,070,266
280238 OBC OD Main 08895015000244	46,214	-
280240 YES BANK A/C NO-011594600000224-COLLECTION_DDN	858,766,970	-
280250 YES BANK A/C NO-029894600000014-COLLECTION_CRP	52,095,292	-
280260 YES BANK A/C NO-011594600000231-PAYMENT_DDN	-882,420	-
280270 YES BANK A/C NO-029894600000021-PAYMENT_CRP	-17,889,312	-
	909,260,549	444,742,625

Fixed Deposits with schedule Bank (List attached)

280009 Fixed Deposit Receipts < 90 days	-	69,962,656
280010 Fixed Deposit Receipts > 90 days	263,117,463	297,102,490
280011 Fixed Deposit Receipts Pledged with Banks	15,830,832	29,830,832
280028 Fixed Deposit Receipts - Non Current	209,650,732	37,631,803
	488,599,027	434,527,781

Click on total to get the FDR Listing

Accrued Incomes

Accrued Interest	21,625,583	20,361,111
Interest Accrued but not Due on SB- OBC	22,416	4,347,479
Interest Accrued but not Due on SB- Axis/YES	20,027,657	-
Accrued PDP Fees	28,081,250	19,211,250
	69,736,905	43,919,840

Handwritten signature

Navneet Mehta
(Finance Officer)
University of Petroleum & Energy Studies



UNIVERSITY OF PETROLEUM & ENERGY STUDIES			
SUB GROUPING OF BALANCE SHEET AS ON 31.03.2016			
		Amount in Rs.	
GL CODES	Security Deposit(Assets)	2,016	2,016
	Security Deposit - Ashirbad filling st		
270080	Security Deposit-Cylinder	80,800	80,800
279817	Security Deposit-Guest House, Vasant Vihar	70,000	70,000
279825	Security Deposit -Bar Council of India.	100,000	100,000
279807	Security Deposit-Tel	47,000	45,000
279804	Security Deposit-Mumbai off	-	-
279808	Security Deposit others	1,306,871	1,306,871
1002760	Security Deposit DRS	145,674,720	145,674,720
279806	Security deposit PHD Rent	-	-
279818	Security Deposit- Vendors	4,838,482	5,416,017
		152,117,873	152,693,408
	Expenses Payable Liability		
230531	Expenses Payable	35,857	782,209
230516	Stipend Charges Payable	-	74,000
230529	Conveyance-Payable	-	-
230512	Salary Payable	2,620,258	2,620,819
279822	Mediclaim payable	140,779	31,885
230205	Other Income received in Advance	-	-
230568	PDP Payable	-	-
230553	Incentive payable	-	-
230021	Provision for Expenses	2,462,970	5,550,959
230051	Provision for Advances Unbilled	-	-
		5,259,864	9,059,872
	Research Project- Advance received Liability		
230032	Adv -Oxidation Behavior of Biodiesel	-	-
235054	IOCL CATALYST DEVELOPMENT	114,874	258,286
230565	Advance from Customer (DST-ISSTAC/Co2	0	536,120
230566	Advance DST/Biomass Pyrolysis	470,140	470,140
230567	Advance from Customer (IAU	385,403	385,403
230564	Ministry of New & Renewal Energy	224,808	224,808
230033	Adv-Membraneless DST	282,974	340,318
230569	Ministry of New & Renewal Energy (Govt. Grant)	5,934,528	6,701,207
235055	Uttarakhand state council for science & Technology	335,243	386,851
235058	1. U-Cost - Assessment of Occupational Health, Saf	-	28,382
235063	Adv.-High Order Numerical Solution of Some-USCST	-	-
235064	Adv-CV Raman Int.nalFellowship-Dr.Issaka Quedraogo	-	-
235065	SERB School on Evolutionary Tech for Opt. of Chem	-	-
235066	Adv-CV Raman Int.nalFellowship-William Otta Osawa	-	-
235067	SERB-Microfluidic-diffusivity-meter.Co2	1	187,632
235068	SERB-Pipeline Surveillance-Parachute AerialVehicle	-	60,271
235069	Feasibility of harnessingConcentrated-Solar Thermal	1,264,003	649,333
235070	UPES-ONGC-ROCK-MUSEUM	-	-
230042	An Expert System for Integrated Solid Waste Manage	-	4,576
235059	Inter University Accelerator Centre	58,712	190,525
235082	Fluid Mechanics Main Workshop-IIT Kharagpur	-	29,060
235086	Adv.ONGC	270,000	270,000
235087	Micro-Fluidic-Viscosities-DST	2,199,598	2,451,808
235090	ISTE-Workshop on control system-IIT Kharagpur	-	10,000
235091	IIT Mumbai-Aakash Tab Project	-	-
235092	Shaheed Memorial Cricket Tournament	332,067	336,450
235093	IIT Mumbai-Pedagogy Workshop	-	28,393
235095	UCS&T-Fire & Safety	74,126	40,000
235096	UCS&T-Environmental Awareness, E-Waste Handling Ma	19,481	41,686
235097	UK Env. Protection & Pollution Control Board	16,999	26,000
235098	Tutoring System for Seismic Data	463,509	-
235099	Rural Women Technology Park of UPES	1,812,167	-
235101	Introduction Design of Algorithms-NMEICT	30,570	-
235103	Roll-On & Roll-Off Design Challenge-LMC	1,039,502	-
235109	Integrated Advance Geo-Scientific approach-SERB	1,400,000	-
235111	Eng Physics Workshop-2015-IIT Mumbai	16,745	-
235112	10kTworkshop	0	-
235053	IDI Diesel Engine using SVO with Hydrogen Suppleme	-	42,446
235071	Conversion of sugarcane bagasse to auto fuels	-	4,148,605
235083	Agro Supply Chain Conference	-	14,406
		16,745,450	17,862,705

Navneet Mehta
(Finance Officer)
University of Petroleum & Energy Studies



UNIVERSITY OF PETROLEUM & ENERGY STUDIES		SUB GROUPING OF BALANCE SHEET AS ON 31.03.2016		Amount in Rs.
GL CODES	Security Deposit(Assets)	2,016		2,015
	Research Project- Excess Expenditure			
235091	IIT Mumbai-Aakash Tab Project	1,460		1,460
235053	IDI Diesel Engine using SVO with Hydrogen Suppleme	30,336		
235071	Conversion of sugarcane bagasse to auto fuels	796,204		
235083	Agro Supply Chain Conference	10,650		
235100	Biofuel and Bioenergy-NCBB2015	20,710		
235102	Environmental Studies Workshop -Jan2015-IIT Bombay	5,257		
235104	Next Gen Computing Technologies-SERB	9,908		
235105	BAJA-2016-UPES Dirt Marshall	148,855		-
		1,023,379		1,460
	Cash in hand Asset			
280015	Cash - Dehradun	198,205		205,761
280022	Main Cash- Kandoli	74,863		1,600
280016	Petty Cash - Delhi	350,416		15,669
280017	Petty Cash - Dehradun	498,245		387,038
280018	Petty Cash- Kandoli	131,716		46,286
		1,253,445		656,354
	Fee in Advance Liability			
230201	Fees Received in advance (New Students)	103,059,229		122,049,166
230203	Fee received in Advance (Monthly)	-		-
		103,059,229		122,049,166
	TDS & Statutory Liabilities			
230527	WCT Payable	454,103		432,304
	TDS	33,702,622		9,560,111
	EPF	4,499,938		3,722,792
		38,656,663		13,715,207
	Term Loan Accounts Liability			
210222	Term Loan 08897021000049 Main A/c	-		-
210211	TL 08897011000424 C&A	-		-
210214	TL 08897021000032	-		-
210204	Term Loan 12377025003385 Account	-		57,522,673
		-		57,522,673
	TDS Payable liability			
235001	TDS on Contractor 194C Co.	1,280,837		497,734
235002	TDS on Contractor 194C - Others	203,818		180,078
235010	TDS on Adv. Commission 194H Co.	25,297		11,567
235011	TDS on Commission 194H Others	-		10,998
235013	TDS on Rent 194I Co.	-		193
235014	TDS on Rent 194I Others	-		1,348
235015	TDS on Rent 194I Firms	1,540,382		975,843
235016	TDS on Professional 194J Co.	3,614,665		2,351,093
235017	TDS on Professional 194J Others	224,361		302,202
235023	TDS-Salary	10,318,674		5,229,055
235106	TDS Sec 195 for Foreign Vendors	16,494,588		-
		33,702,622		9,560,111
	EPF Payable liability			
230522	EPF A/c No. 1 Payable	3,684,942		3,051,540
230523	EPF A/c No. 2 Payable	151,912		52,985
230524	EPF A/c No. 10 Payable	623,698		542,064
230525	EPF A/c No. 21 Payable	38,388		74,742
230526	EPF A/c No. 22 Payable	998		1,461
		4,499,938		3,722,792

Navneet Mehta
(Finance Officer)
University of Petroleum & Energy Studies



UNIVERSITY OF PETROLEUM & ENERGY STUDIES		SUB GROUPING OF BALANCE SHEET AS ON 31.03.2016		Amount in Rs.
GL CODES	Security Deposit(Assets)	2,016		2,015
	Security Deposit Liability			
235026	Vendors	1,736,576		2,003,123
		1,736,576		2,003,123



Navneet Mehta
 (Finance Officer)
 University of Petroleum & Energy Studies



UNIVERSITY OF PETROLEUM & ENERGY STUDIES		SUB GROUPING OF BALANCE SHEET AS ON 31.03.2016		Amount in Rs.
GL CODES	Security Deposit(Assets)	2,016		2,015
	Deferred Assets and Prepaid Expenses			
	Prepaid Expenses			
279802	Prepaid Expenses	7,575,349		14,625,657
279809	Prepaid- License Fee for Software	11,399,656		709,034
279810	Prepaid Exp- Rent	-		9,504
279811	Prepaid-Insurance	2,713,572		2,836,341
279827	Prepaid Expenses_MKT	305,034		-
		21,993,611		18,180,536
	Total Prepaid Expenses	21,993,611		18,180,536
	Deferred Liability			
230036	Deferred Tultion Fees	348,193,077		290,261,442
230038	Deferred Hostel Fees	31,916,337		17,943,736
230039	Deferred Transport Fees	993,818		1,025,284
230040	Deferred PDP Fees	36,412,500		24,822,500
230041	Deferred Industrial Tour Fees	105,217,500		67,927,500
230043	Deferred Tultion Fee CCE	19,768,069		21,426,990
230056	Deferred Computing Fees	9,603,405		10,607,228
230057	Deferred IATA Fees (Aviation Operations)	541,579		-
230058	Deferred Revenue EDCIL	-		-
230062	Def Bridging Fees	-		2,466,565
235072	Deferred Summer School Fee	4,000		-
		552,650,286		436,481,245
	Deferred Assets			
270005	Deferred Domicile Discount	1,251,390		989,671
270007	Deferred Scholarship Expenses	1,934,021		1,617,340
		3,185,411		2,607,011
	Net Deferred Liability	549,464,874		433,874,234
	Other receivables			
	Advance for land	-		5,000,000
230046	Inter Company Accounts- M-Power	-		-
	Receivable for Expenses	-		-
		-		5,000,000
	Other Payables			
230046	Inter Company Accounts- M-Power	-		11,555,540
230048	Inter Company Accounts- HERS	160,849,020		158,383,562
		160,849,020		169,939,102

Navneet Mehta
(Finance Officer)
University of Petroleum & Energy Studies




UNIVERSITY OF PETROLEUM & ENERGY STUDIES
SUB GROUP OF INCOME & EXPENDITURE

		Amount in Rs.	
<u>GL CODES</u>		<u>31.3.2016</u>	<u>31.3.2015</u>
<u>Academic Fees</u>			
310001	Tuition Fees	2,044,172,830	1,537,858,078
310017	Bridging Fees- B.Tech Mining	13,987,296	1,644,383
330025	CAS Course Fees	-	2,447,049
	Other Income from Students	35,541,316	34,034,471
		2,093,701,442	1,575,983,982
<u>Deductions :</u>			
310011	Domicile Discount	7,475,009	5,817,971
310012	Concession to Internal Candidates	5,233,500	7,642,000
		12,708,509	13,459,971
<u>Net Course Fee</u>		2,080,992,933	1,562,524,011
<u>Other Fees</u>			
340001	Hostel Fees	162,929,113	85,120,054
20001	Industrial Tours	31,601,100	33,979,000
320002	Transport Fees	5,381,966	4,632,946
320004	PDP Fee	46,267,500	36,577,500
320005	Computing Fees	19,915,591	77,245,272
320006	IATA Fees (Aviation Operations)	928,421	1,275,480
310018	Studio Raw Materials & Consumables Fees	210,000	-
330026	Misc Income- Hostel	159,066	-
330027	Misc Income- CCE	12,000	-
330021	Convocation Fees	682,000	-
		268,086,757	238,830,253
<u>Interest received</u>			
330008	Interest on FDR	43,972,378	34,948,752
330009	Interest on SB Account	55,111,928	9,472,041
330110	Interest on others	27,676	-
		99,111,982	44,420,793
<u>Misc. Receipts</u>			
330003	Library Fine Charges	823,519	454,834
330012	Other Fine receipts	2,157,888	1,799,751
330001	Donation	3,132,001	2,965,000
330108	Donation (IC)	-	1,497,000
330010	Sponsorship Income	382,700	73,569
330022	Petro net LNG Ltd.-Donation A/c	1,248,750	1,230,185
330004	Sale of Waste	124,771	86,715
330006	Misc. Income	2,554,081	3,907,592
330107	Faculty Transport Charges	37,500	-
330032	Income From Events	2,365,642	979,825
		12,826,852	12,994,471
<u>Sale of Prospectus</u>		73,059,073	67,951,778

Navneet Mehta
(Finance Officer)
University of Petroleum & Energy Studies



UNIVERSITY OF PETROLEUM & ENERGY STUDIES
SUB GROUP OF INCOME & EXPENDITURE

	Amount in Rs.	
	31.3.2016	31.3.2015
<u>Other Income from Students</u>		
330013 Re-Appear Examination Fee	8,933,000	6,637,500
330014 Re-Checking Fee	123,100	157,550
330036 Early Release Fees	2,280,000	2,347,600
330050 Summer School Fees	7,860,000	3,466,500
330005 Administrative charges including other income	5,040,986	12,399,384
330011 ID Card Fees	2,549,600	2,250,900
330034 Other Income from Students	750	1,000
330020 GMI Fees	4,772,301	3,944,102
330029 Directed Reading fees	597,000	443,550
330035 Other Income from Students- CCE	3,384,579	2,226,385
320007 GDS Training fees	-	160,000
	35,541,316	34,034,471
<u>Other Income</u>		
330106 Other Recoveries	-	464,000
330007 Shortage & Excess Adjustment	70	-9,422
40148 General Penalty	-	-
440056 Loss/Gain on Assets	396,767	113,374
440032 Foreign Exchange Fluctuation	-112,706	21,597
	284,131	589,548
<u>Rent & Hire of Premises</u>		
430001 Rent-Corporate Office(Delhi)	12,617,950	25,825,524
430003 Rent Mumbai office	877,252	931,699
430004 Rent-Guest House Vasant Vihar	705,765	664,789
430015 Rent Other	2,025,569	1,999,918
430005 Rent Bidholi Guest House	99,000	94,500
430011 Rent to DRS for Kandoli	157,438,564	50,947,380
	173,764,099	80,463,810
<u>ADMINISTRATIVE EXPENSES</u>		
<u>IT Hardware & Software Expenses</u>		
40003 Website Exp	897,741	429,285
440130 Facilities Services	944,430	371,112
440001 Computer Consumables	1,967,405	1,680,530
440002 Internet Charges	3,188,118	3,771,262
440137 SAP Implementation Exp. (Criteria 7.1.8	1,008,716	1,005,000
440004 License Fees	12,618,078	11,621,485
	20,624,488	18,878,675
<u>Electricity & Generator & Water</u>		
440007 Generator-Diesel	4,617,962	5,141,984
440005 Electricity Expenses	15,210,561	10,862,850
440009 Water Expenses	891,468	1,248,469
	20,719,991	17,253,302
<u>Festivals & Functions</u>		
440012 Entertainment Expenses	871,587	338,886
440013 Faculty Induction Program	11,900	7,579
440014 Staff Induction Programme	-	-
440020 Seminar & Function (Criteria 6.3.2	899,810	2,984,337

Navneet Mehta
(Finance Officer)
University of Petroleum & Energy Studies

NS



UNIVERSITY OF PETROLEUM & ENERGY STUDIES
SUB GROUP OF INCOME & EXPENDITURE

		Amount in Rs.	
		31.3.2016	31.3.2015
440018	Puja & Rituals	63,531	115,332
440017	Diwali & Festivals	2,017,084	2,871,198
		3,863,912	6,317,331
<u>Audit & Related Fees</u>			
440021	Statutory Auditor's Fees	429,375	427,500
440149	Internal Audit Fee	-	814,050
		429,375	1,241,550
<u>Legal Expenses</u>			
440022	Legal Expenses	510,400	359,428
		510,400	359,428
<u>Communication Expenses</u>			
440026	Courier Expenses	309,203	319,165
440027	Postage, telegraph & Fax	247,439	333,784
440024	Telephone Expenses	1,385,522	1,400,130
440025	Mobile Reimbursements	4,025	110,909
450036	Telephone Reimbursement	3,057,901	1,780,792
		5,004,090	3,944,780
<u>Insurance Expenses</u>			
440033	Insurance Exp.	5,007,362	5,990,750
440036	Medical Insurance	4,376,778	3,814,061
		9,384,140	9,804,811
<u>Printing & Stationary</u>			
440052	Computer Printing Expenses	157,466	188,982
440054	Photocopy Expenses	585,692	719,017
440035	Photocopy Expenses- CCE	233	-
440055	Printing Expenses	4,230,967	4,201,555
440053	Stationary Expenses	1,650,400	1,444,302
460016	Stationery / Photocopy - Marketing	553,282	348,870
440030	Stationery Expenses- CCE	16,894	-
		7,194,934	6,902,726
<u>Repair & Maintenance</u>			
440074	Repair & Maintenance-Equipment's	113,465	215,306
440008	Generator Repair & Maintenance	-	8,500
440080	Annual Maint Charges Criteria 7.1.8	2,221,608	2,417,838
440154	Annual Maintenance Charges - Lift	264,307	314,612
440077	Annual Maintenance Charges for Rounit & Water Cooler	-	-
440147	Annual Maintenance Charge - EPBX	19,500	16,632
440076	Annual Maintenance Charges-Computers	2,453,108	2,642,035
440126	Annual Maintenance Chg-SAP	2,003,202	2,018,046
440142	Annual Maintenance Charges-AC	875,450	536,568
440146	Fire & Extinguishers Expenses	231,926	236,271
440070	Repair & Maintenance - Office	36,774	-
440073	Repair & Maintenance-Computers	-	20,675
440068	Repair & Maintenance-Electricity	17,825	104,404

Navneet Mehta
 (Finance Officer)
 University of Petroleum & Energy Studies

(Handwritten Signature)



UNIVERSITY OF PETROLEUM & ENERGY STUDIES
SUB GROUP OF INCOME & EXPENDITURE

	Amount in Rs.	
	31.3.2016	31.3.2015
440075 Repair & Maintenance - Furniture	-	-
440069 Repair & Maintenance - General (Criteria 7.1.8)	28,902,627	-
440067 Vehicle Diesel-general	161,070	21,242,073
440059 Vehicle Maintenance	439,261	153,883
440064 Vehicle Petrol-Maruti Omni	54,351	590,633
440058 Vehicle Diesel-DL9C 1483	-	69,220
440060 Vehicle Maintenance-Chancellor/President	8,332	-
440061 Vehicle & Maintenance- Mr. Kaul	-	37,777
	37,802,806	30,624,473

Travelling & Hotel Exps.

440057 Travelling Expenses- CCE	11,560	-
440083 Hotel, Boarding & Lodging Expenses	5,461,966	7,666,469
440097 Travelling Hotel	20,097	201,492
440093 Taxi/Vehicle Hire Charges-Non Academic	6,253,257	5,857,849
440086 Transportation Charges	6,404,201	6,225,650
440099 Travelling Telephone	-	-
440095 Travelling Expenses	8,771,569	5,490,143
440090 Travelling Except Del/Ddn	2,762,898	1,836,925
440121 Travelling Expenses Del/Ddn	1,490,306	1,370,485
440098 Travelling Misc. Expenses	-	4,800
440087 Travelling Allowance	-	2,440
440104 Housekeeping-Guest House	915,000	885,000
440106 Repair & Maintenance- Guest House	5,840	-
440102 Guest House Exp.	100,028	179,702
440117 Food Exp.	787,825	1,211,442
440127 Foreign Travel	6,676,214	8,061,348
440094 Travelling Conveyance	20,231	44,347
440096 Travelling Food	-	19,728
440091 Travelling Incidental Expenses	7,000	1,000
440109 Conveyance Reimbursement	130,183	-
440111 Conveyance	920,600	1,136,446
460007 Conveyance for Marketing	156,319	238,990
	40,895,092	40,434,255

Other Administrative Expenses

440119 Mementoes, Gifts & Presents	2,100,166	1,282,027
440157 Consumables & General Items	4,347,082	1,658,256
440122 Flower & Gardening Expenses (Criteria 7.1.8)	333,340	264,598
440110 Membership & Subscription	3,342,682	7,270,031
440124 Office Expenses	743,460	562,327
441000 Write Off of Fixed Assets	683,486	1,380,836
	11,550,215	12,418,074

Miscellaneous Expenses

440112 Freight & Cartage	167,964	351,049
450022 Labour Charges	8,280	-7,644
440113 Medical Expenses	489,944	647,080

Navneet Mehta
 (Finance Officer)
 University of Petroleum & Energy Studies




UNIVERSITY OF PETROLEUM & ENERGY STUDIES
SUB GROUP OF INCOME & EXPENDITURE

	Amount in Rs.	
	31.3.2016	31.3.2015
440114 Social Responsibility Cost	1,056,811	908,237
440123 Misc. Expenses	556,446	375,705
440118 Interest on others	571,960	232,155
440150 Bad Debts	-	135,173
440120 Packing Material & Charges	-	5,618
440051 Donation Expenses	53,000	76,500
440015 Inauguration Expenses	17,641	66,142
420005 MoU and R&D Assignments	-	24,645
400047 Academic Audit Expenses	-	148,925
441026 Donation Expenses (IC)	-	362,270
400001 Commission	2,250	7,242
440108 Commission & Brokerage	80,000	-
440041 Meeting Exp.- General	1,450,107	433,822
440042 Sitting Charges - BOG	90,000	65,000
440043 Sitting Charges - BOM	40,000	-
440044 Sitting Charges-others	95,000	45,000
40048 Sitting Charges - Selection Committee	-	22,500
440011 Conference Coordination	67,270	89,015
400021 Inspection Expenses	-	-
420006 Quality Audits	244,190	-
440144 Soft Furnishing	1,200	-
440029 Hire Charges	-	-
440031 Other Hire Charges	-	-
440999 Offsetting Entry A/c (Not for Use)	225	-
	5,992,287	3,988,434
HOSTEL EXPENSES		
480020 Cylinder Refill Charges	42,275	259,561
480019 Hostel Lodging & Boarding	52,966,200	31,476,600
480021 Repair & Maintenance-Hostel	89,174	500
480015 Repair & Maintenance Exp. - Hostel	1,323,311	725,911
480017 Hostel Miscellaneous	215,256	250,137
480001 Boarding Charges- Hostel	-	-14,000
480013 Transportation Charges- Hostel	3,750	-
	54,639,966	32,698,710
Advertisement, Marketing & Placement Expenses		
460001 Advt., Marketing, PRs	126,419,846	76,114,237
Admission Expenses	9,262,491	10,378,976
Career Services & Placement Expenses	494,883	380,174
460018 Advertisement Electronic Media	25,352,214	18,652,448
460019 Call Center Expenses	5,111,338	4,820,437
Marketing Expenses	25,834,715	27,167,282
420007 Summer/Campus Placements	101,104,141	76,132,207
	293,579,628	213,645,761
Admission Expenses		
400043 Interview & GD Expenses	6,635,151	6,665,588
400003 Student Acquisitions/Interviews	2,627,340	3,713,388
	9,262,491	10,378,976

Navneet Mehta
 (Finance Officer)
 University of Petroleum & Energy Studies



UNIVERSITY OF PETROLEUM & ENERGY STUDIES
SUB GROUP OF INCOME & EXPENDITURE

		Amount in Rs.	
		31.3.2016	31.3.2015
<u>Examination Expenses</u>			
400004	Examination Expenses	10,584,248	12,028,775
		10,584,248	12,028,775
<u>Lab Expenses</u>			
400008	Lab Operating Expenses	1,628,849	889,241
400006	Laboratory Consumables	3,063,179	2,389,024
400007	Workshop Operating Exp.	22,430	-
400009	Binding expenses	270,593	250,723
400005	Workshop Consumables	-	5,502
		4,985,051	3,534,490
<u>Library Expenses</u>			
400011	Library Subscription Exp.	3,426,628	1,113,849
400012	Newspaper, Books & Periodicals	13,009,049	303,296
		16,435,677	1,417,145
		24,653,926	27,500,537
<u>Industrial Tour Exp.</u>			
<u>Students' Welfare</u>			
400018	Sports Expenses	768,463	297,624
400032	Convocation Expenses	5,149,959	4,940,325
440019	Event Expenses	15,996,265	7,076,701
400015	Farewell Party Exp.	173,620	66,630
400016	Students Freshers Party	326,450	-
400017	Induction Day Exp.	56,700	-
400051	Alumni Expenses	-	-
400020	Student Training & Development Exp.	7,535,706	5,366,894
400054	Student Training Expenses	162,350,075	5,825,404
400019	Student Welfare	5,273,878	511,432
400014	Uniform & Bag Expenses	33,330	403,690
441020	Laptop to Students	843,106	74,242,254
400050	Affiliation Fee	460,000	768,723
420008	Student & Faculty Exchange	-	-
400048	Student Training on CRS "Amadeus"	54,800	275,084
00022	Photography Expenses	2,779,107	1,551,450
		201,801,458	101,326,209

Criteria 4.2.4

Navneet Mehta
 (Finance Officer)
 University of Petroleum & Energy Studies




UNIVERSITY OF PETROLEUM & ENERGY STUDIES
SUB GROUP OF INCOME & EXPENDITURE

	Amount in Rs.	
	31.3.2016	31.3.2015
<u>Outsourced Educational Services</u>		
420002 Courseware Development Services	-	40,737,283
420010 CCE Support Services	46,609,380	40,941,134
420011 IBM Royalty	75,430,811	67,355,576
420013 Royalty/Courseware-T	0	
499512 Outsource Expenses	55,528,000	-
Total Outsourced Educational Services	177,568,191	149,033,993
<u>Sale of Bulletins & Prospectus</u>		
330015 Sale of prospectus	73,066,323	69,866,978
330031 Discount - Sale of prospectus	-7,250	-1,915,200
	73,059,073	67,951,778
<u>Advertisement Expenses</u>		
460003 Marketing Exp.	76,218	109,517
460011 Telephone Expenses	931,944	607,486
460010 Seminar & Fair - Marketing	3,943,714	2,884,589
460013 Travelling for Marketing	4,933,664	4,144,724
460014 Travelling Hotel for Marketing	2,917,842	1,846,541
460017 Printings-marketing's	1,773,094	6,698,806
460009 Postage & Courier Expenses	2,279,749	6,180,236
440151 Designing & Processing Charges	6,857,615	3,314,526
400002 Prospectus Printing Expenses	2,120,875	1,380,857
	25,834,715	27,167,282
<u>Front Office/PR Management Services</u>		
460002 Business Promotion	94,688	151,745
460006 Gifts etc.	195	2,000
460005 Career fair / Exhibition expense	400,000	210,665
400049 Travelling Expenses -Placement	-	15,764
	494,883	380,174
<u>Staff Salary & Other Cost</u>		
450017 Late Sitting Conveyance	1,184,828	1,121,968
450018 Staff Welfare	13,640,935	9,421,377
450020 Housekeeping Services	13,869,752	13,153,867
480003 Housekeeping Exp. - Hostel	2,768,514	455,258
440081 Shifting & Re-Location Expenses	118,650	729,817
450021 Security Services	18,269,606	13,880,146
480002 Security Exp. - Hostel	2,345,827	2,131,717
450031 Incentive	74,406	1,729,975
450045 Leave Encashment	25,310,875	24,142,334
450033 Salary & Allowances	24,000	332,296
450035 Medical Reimbursement	5,500	5,500
450048 Driver Reimbursement	77,000	146,000
450041 Horticulture Services	3,026,304	2,740,030
450061 Training/development-Staff	2,058,000	701,153
450053 Honorarium	955,477	580,020
440140 Faculty Development Expenses	243,383	271,832
450066 Gratuity	41,162,056	31,957,785
440155 Outsource Manpower	35,234,185	29,394,772
450067 Notice Pay (faculty)	-2,636,490	-344,067
450070 Teaching Salary - Full Time	415,066,207	351,270,074



Navneet Mehta
 (Finance Officer)
 University of Petroleum & Energy Studies

UNIVERSITY OF PETROLEUM & ENERGY STUDIES
SUB GROUP OF INCOME & EXPENDITURE

	Amount in Rs.	
	31.3.2016	31.3.2015
450071 Teaching Salary - Part Time	3,610,524	2,855,557
450072 Marketing Salary	21,930,951	17,385,643
450073 Student Services	9,304,808	7,416,076
450068 Directed Reading/summer School	1,591,000	1,350,500
450074 Academic Management Salaries	35,584,387	34,228,331
450075 General & Administrative Salaries	62,421,767	58,391,096
450079 Salaries Cost - CCE- Teaching	1,046,213	1,639,289
450080 Salaries Cost - CCE- Non Teaching	2,078,727	3,495,531
450081 Salary Cost - Hostel	663,414	597,840
480008 Admin Asstt Salary - Hostel	-	3,087
	711,030,807	611,184,805

Navneet Mehta
 (Finance Officer)
 University of Petroleum & Energy Studies




UNIVERSITY OF PETROLEUM & ENERGY STUDIES
SUB GROUP OF INCOME & EXPENDITURE

	Amount in Rs.	
	31.3.2016	31.3.2015
450037 Professional Charges - Faculty	3,037,249	4,987,551
450063 Professional Charges - Non faculty(Monthly)	4,054,580	9,046,050
450023 Stipend Criteria 5.1.1	15,629,950	7,387,300
450002 Conveyance to Guest Faculty	559,511	416,266
450076 Conveyance to Guest Faculty- CCE	-8,900	7,100
450003 Guest Lectures / Visiting Faculty	8,197,855	5,740,244
450019 Honorarium/incentive-Faculty	31,716	-
450058 Training/Development- Faculty	137,200	-
450077 Guest Lectures / Visiting Faculty- CCE	13,527	-
450078 Honorarium- CCE	8,000	-
	<u>31,660,688</u>	<u>27,584,511</u>

Professional and Consultancy Expenses

450038 Professional Charges	33,123,271	21,352,691
450039 Recruitment Expenses - Faculty	1,152,365	2,222,603
450040 Recruitment Expenses - Admin	84,360	8,603
	<u>34,359,996</u>	<u>23,583,897</u>

Navneet Mehta
 (Finance Officer)
 University of Petroleum & Energy Studies




UPES Dehradun

Additional document to Criteria 4.1.4, 4.4.1 & EP 4.6

	Mar-15	Mar-16	Mar-17	Mar-18	Mar-19
Staff, Faculty & Other Costs	640,405,689	742,691,495	1,015,702,566	1,241,854,445	1,260,457,406
Education Expenses & Student Activities	464,677,908	590,633,976	665,015,567	727,188,367	895,761,713
Administrative Expenses	173,301,313	198,331,726	279,400,584	278,469,822	413,829,441
Advertising, Publicity & Placement Expenses	213,645,761	293,579,628	362,120,310	478,109,946	442,140,004
Interest & Bank Charges	21,510,155	1,659,401	859,090	1,948,090	1,289,392
Rent & Hire of Premises	80,463,810	173,764,099	218,548,784	243,579,953	256,536,728
Total	1,594,004,636	2,000,660,325	2,541,646,901	2,971,150,624	3,270,014,684

Total expenditure excluding the salary	953,598,948	1,257,968,830	1,525,944,335	1,729,296,179	2,009,557,278
---	--------------------	----------------------	----------------------	----------------------	----------------------

	Mar-15	Mar-16	Mar-17	Mar-18	Mar-19	Expenditure of maintenance of physical facilities & academic support facilities	Academic/Maint/ Others
Education Expenses & Student Activities							
Student Welfare Expenses & kits etc.	101,326,209	201,801,458	304,649,081	386,706,273	494,122,992	Yes	Academic
Examination Expenses	12,028,775	10,584,248	10,074,411	10,834,060	13,867,478	Yes	Academic
Laboratory Expenses	3,534,490	4,985,051	5,602,812	4,984,538	7,148,797	Yes	Academic
Library Expenses	1,417,145	16,435,677	9,721,911	20,927,478	27,179,358	Yes	Academic
Industrial Tour Expenses	27,500,537	24,653,926	53,579,664	52,119,757	56,595,123	Yes	Academic
Courseware & License Fees	137,138,049	99,965,459	25,459,154	82,373,097	119,215,059	Yes	Academic
Outsourced Educational Services	149,033,993	177,568,191	175,923,734	76,212,500	83,608,900	Yes	Academic IBM Royalty
Hostel Lodging & Boarding Expenses	32,698,710	54,639,966	80,004,799	93,030,665	94,024,007	No	others
Other Educational & Welfare Expenses						No	others
Total	464,677,908	590,633,976	665,015,567	727,188,367	895,761,713		

Administrative Expenses

IT Hardware & Software Expenses	18,878,675	20,624,488	28,300,146	28,819,817	47,376,023	Yes	Maintenance
Electricity, Generator & Water Expenses	17,253,302	20,719,991	24,372,520	26,246,284	29,786,040	Yes	Maintenance
Festivals & Functions	6,317,331	3,863,912	11,436,321	11,342,146	12,695,950	No	others
Statutory Auditor's Fees	427,500	429,375	572,800	560,500	661,392	No	others
Internal Audit Fee	814,050	-	-	-	-	No	others
Legal Expenses	359,428	510,400	598,546	288,316	3,943,062	No	others
Professional and Consultancy Charges	22,769,847	34,359,996	33,444,728	70,886,719	84,490,006	No	others
Communication Expenses	2,308,407	5,004,090	5,720,666	5,295,368	4,408,990	Yes	Maintenance
Insurance Expenses	9,804,811	9,384,140	10,663,128	13,338,290	17,452,852	Yes	Maintenance
Printing & Stationary	6,902,726	7,194,934	5,125,856	7,020,147	10,668,582	No	others
Repair & Maintenance	30,624,473	37,802,806	31,934,538	34,993,720	49,589,633	Yes	Maintenance
Travelling, Transportation & Hotel Expenses	40,434,255	40,895,092	54,239,018	61,252,930	73,384,053	No	others
Other Administrative Expenses	16,406,508	17,542,502	36,137,736	18,425,585	53,544,630	Yes	Maintenance Forex, Gardening, Memento,
Housekeeping/Security Expenses			36,854,582		25,828,228	Yes	Maintenance
Hostel Lodging & Boarding Expenses					-	No	others
Hire Charges						No	others
Meeting Expenses						Yes	Academic
Total	173,301,313	198,331,726	279,400,584	278,469,822	413,829,441		

Interest & Bank Charges

Interest on Term Loan	20,302,294	449,228				No	others
Bank Charges	1,207,861	1,210,173	859,090	1,948,090	1,289,392	No	others
Car Loan Finance Charges						No	others
Total	21,510,155	1,659,401	859,090	1,948,090	1,289,392		

Advertisement, Marketing & Placement Expenses

Advt., Marketing, PRs	76,114,237	126,419,846	145,717,682	130,100,953	74,003,319	No	others
Admission Expenses	10,378,976	9,262,491	15,800,320	15,024,571	48,978,515	No	others
Career Services & Placement Expenses	380,174	494,883	236,346	17,813	34,725	Yes	Academic
Advertisement Electronic Media	18,652,448	25,352,214	27,654,168	43,530,907	34,725,367	No	others
Call Center Expenses	4,820,437	5,111,338	7,206,831	(23,346)	-	No	others
Marketing Expenses	27,167,282	25,834,715	38,209,191	37,655,153	49,212,945	No	others
Summer/Campus Placements	76,132,207	101,104,141	127,295,771	174,732,723	173,292,694	No	others Mpower Royalty
CCE Support Services				77,071,172	61,892,439	No	others Mpower Royalty
Total	213,645,761	293,579,628	362,120,310	478,109,946	442,140,004		

Rent

Rent & Hire of Premises	80,463,810	173,764,099	218,548,784	243,579,953	256,536,728	Yes	Academic
-------------------------	------------	-------------	-------------	-------------	-------------	-----	----------

Year	FY 2014-15	FY 2015-16	FY 2016-17	FY 2017-18	FY 2018-19	Total
Expenditure of maintenance of physical facilities (A)	95,276,177	111,078,017	173,983,315	127,119,063	227,986,397	735,442,968
Academic support facilities (B)	512,823,183	710,252,992	803,795,898	877,755,469	1,058,309,159	3,962,936,701
Other Expenditure (C)	345,499,589	436,637,821	548,165,122	724,421,647	723,261,722	2,777,985,901
Total Operating Expenditure (D)	953,598,948	1,257,968,830	1,525,944,335	1,729,296,179	2,009,557,278	7,476,365,570

For University of Petroleum & Energy Studies

[Signature]
Authorised Signatory

Utilisation ratio(Expenditure of maintenance of physical facilities and academic support facilities)/Total Expenditure $E=(A+B)/(C+D)$	49.57%	55.37%	54.10%	48.34%	57.98%	53.07%
---	--------	--------	--------	--------	--------	--------

Navneet Mehta
(Finance Officer)
University of Petroleum & Energy Studies
Dehradun

For University of Petroleum & Energy Studies


Authorized Signatory