

BUDGET OF 2015

Criteria – 4.1.4 - Average percentage of budget allocation, excluding salary for infrastructure augmentation during the last five years (INR in Lakhs)

Description	Page No.
Budget allocated (CAPEX) for Infrastructure augmentation	6

CY 2015 BUDGET PRESENTATION

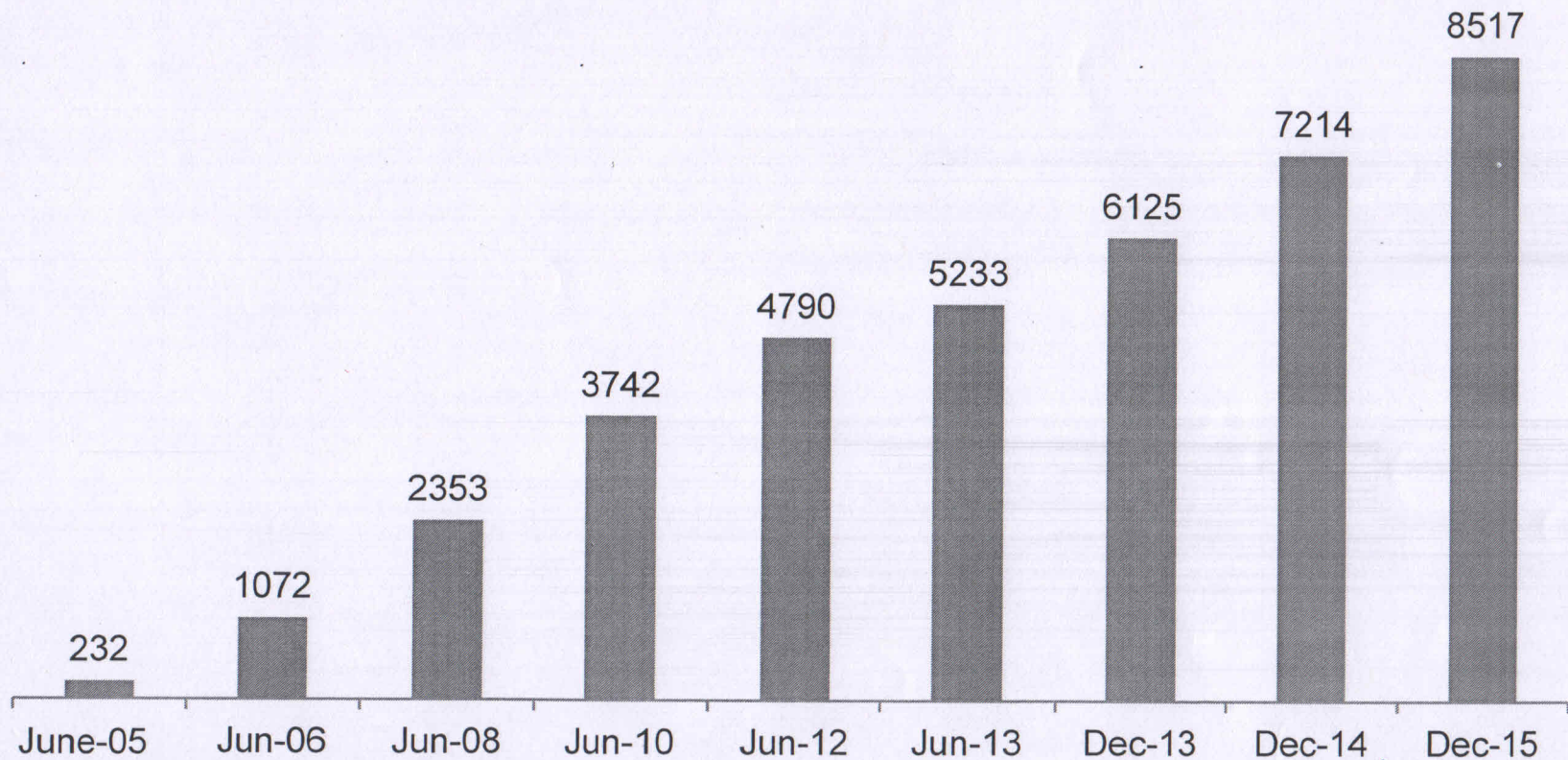
BOARD OF GOVERNORS MEETING | 05.12.14



Navneet Mehta
(Finance Officer)
University of Petroleum & Energy Studies

A handwritten signature in blue ink, which appears to be 'Navneet Mehta', is written over a horizontal line.

ON-CAMPUS STUDENT STRENGTH



Navneet Mehta
(Finance Officer)
University of Petroleum & Energy Studies



STATISTICS

	Dec 2014	Dec 2015
Total Enrollment (TE)	7214	8517
New Enrollment (NE)	2965	3425
New Courses Launch	18	18
Hostel beds Bidholi	552	693
Hostel beds Kandholi	486	1098
Total	1038	1791
% bed coverage with TE	14.38%	21.02%
Head Count		
Faculty	386 - 55%	462 - 58%
Non-Faculty	317 - 45%	339 - 42%
Student Faculty Ratio	18.7:1	18.4:1
Square Feet BuA – '00 K Square Feet	Bidholi (Own)	Kandholi (Rented)
Dec-14	5.75	1.85
Dec-15	0.18	1.62
Total	5.93	3.47

Handwritten signature/initials

BUDGET COMPARISON 6M 2014

Revenue	Rs. Crores		Rs. Crores	
	Jul-Dec 2014		Jul-Oct 2014	
	Budget		Actual	
Net Tuition Fee	81.82	81%	57.90	75%
Others*	19.27	19%	19.64	25%
Total	101.09	100%	77.54	100%

*Hostel, Laptop, Ind Tour, PDP

Expenses				
Compensation & benefits	30.41	35%	22.07	25%
Courseware Dev. & Royalty	11.07	13%	7.32	8%
Administration	9.79	11%	6.53	8%
Enrollment	6.71	8%	3.44	4%
Laptop	6.50	7%	6.49	7%
Rent	5.13	6%	3.21	4%
IBM	3.39	4%	2.45	3%
Others*	14.01	16%	9.88	11%
Total	87.02	100%	61.40	100%

*Placement, R&D, CSR, Lab, CCE, IT Ind Tour, College Budgets

Surplus	14.07	16.14
---------	-------	-------

Handwritten signature



BUDGET CY 2015

Revenue	Rs. Cr	%
Tuition	190.29	86%
Less: Domicile Disc/Scholarship	2.64	1%
Net Fee	187.64	85%
Others*	33.14	15%
Total	220.79	100%

*Hostel, Industrial Tour, PDP, Computing Fee

Expenses	Rs. Cr	%
Compensation & Benefit	74.14	39%
Enrollment	24.68	13%
Administration	17.80	9%
Rent	15.16	4%
Courseware Development & Royalty	13.66	7%
New Academic Products Service Fee	7.80	8%
IBM	6.23	3%
Others*	30.42	16%
Contingency	2.00	1%
Total	191.90	100%

*IT, Placement, R&D, CCE, Ind Tours, PDP

Surplus 28.89


AS

2015 CASH FLOW

Cash Flow	Rs. Cr	Rs. Cr
Surplus		28.89
Less: Capex		
Infra Projects	14.40	
Labs	10.00	
Administration	5.00	
Information Technology	2.75	
Online Pilot	1.00	
Loan Repayment	1.56	34.71
Net Deficit		(5.82)


Criteria 4.1.4

Navneet Mehta
(Finance Officer)
University of Petroleum & Energy Studies



REVENUE BREAK-UP CY 2015

Heading	Amount Rs.	%
Revenue - Full Time Students	1,76,27,69,450	79.84%
Revenue - Working Adults	14,01,10,000	6.35%
Gross revenue	1,90,28,79,450	86.19%
Discount & scholarship	2,64,41,542	1.20%
Net Revenue	1,87,64,37,908	84.99%
Hostel Fee	14,16,09,273	6.41%
Prospectus Sale	7,87,94,625	3.57%
Revenue (Computing)	65,56,250	0.30%
Revenue (IATA/Transport)	43,61,536	0.20%
Industrial Tour	2,84,53,000	1.29%
Revenue (PDP)	4,91,90,000	2.23%
Other Academic Revenue	1,10,73,925	0.50%
Other Revenue (Exam & Summer school)	1,13,95,459	0.52%
Total	2,20,78,71,976	100.00%



UPES OPEX Allocation CY 2015			
S. No.	Name of Department	Budget allocation CY 2015	Remarks
1	Admn Bidholi	8,29,10,000	4.32%
2	Admn Kandholi	3,33,24,000	1.74%
3	Hostel (Bidholi)	2,48,75,000	1.30%
4	Hostel (Kandholi)	2,94,50,000	1.53%
	Sub Total – Administration	17,05,59,000	8.89%
5	Administration-Delhi	74,05,000	0.39%
6	Human Resource	74,14,25,926	38.64%
7	Courseware Development & Royalty	13,65,65,663	7.12%
8	Marketing	16,00,00,000	8.34%
9	Rent	15,16,21,023	7.90%
10	Enrollment Expense	8,68,16,395	4.52%
11	CCE Expenses	8,77,21,800	4.57%
12	New Academic Products Service Fee	7,80,37,522	4.07%

S. No.	Name of Department	Budget allocation CY 2015	Remarks
13	IBM Royalty	6,22,88,991	3.25%
14	College of Engineering	3,62,50,000	1.89%
15	Information Technology	3,90,77,559	2.04%
16	Industrial Tour Students	2,56,00,000	1.33%
17	Personality Development Programme	1,35,98,880	0.71%
18	Corporate Communications	1,00,00,000	0.52%
19	Laboratory	30,00,000	0.16%
20	Center for IT	41,50,000	0.22%
21	College of Legal Studies Law	30,00,000	0.16%
22	College of Management	80,00,000	0.42%
23	Convocation	60,00,000	0.31%
24	Corporate Relations	50,00,000	0.26%
25	Corporate Social Responsibility	15,00,000	0.08%
26	Finance & Accounts	40,00,000	0.21%
27	Incubation	30,00,000	0.16%
28	Infirmary - Health Services	10,00,000	0.05%

S. No.	Name of Department	Budget allocation CY 2015	Remarks
29	Institutional Affairs	65,30,480	0.34%
30	International Business – Affairs	25,00,000	0.13%
31	Legal	20,00,000	0.10%
32	Library (Bidholi)	29,38,000	0.15%
33	Library (Kandholi)	9,52,000	0.05%
34	Building Insurance	14,35,747	0.07%
35	Bank Charges	10,00,000	0.05%
36	Compliance Fee	70,00,000	0.36%
37	Tax Contingency	50,00,000	0.26%
38	Placement	20,00,000	0.10%
39	R&D	29,00,000	0.15%
40	SRE (Academic Exam)	42,29,000	0.22%
41	DSA Medical Insurance	43,54,600	0.23%
42	DSA office	20,92,000	0.11%
43	Urjaa	14,00,000	0.07%
44	Sports	9,63,000	0.05%
45	Academic Affairs	10,00,000	0.05%

S. No.	Name of Department	Budget allocation CY 2015	Remarks
46	Government Relations	7,50,000	0.04%
47	Outreach Activities	3,00,000	0.02%
49	MC Travel (Domestic)	15,00,000	0.08%
50	MC Travel (International)	25,00,000	0.13%
48	Contingency	2,00,00,000	1.04%
	Total	1,91,89,62,586	100.00%
	Net Revenue	28,89,09,390	

Navneet Mehta
(Finance Officer)
University of Petroleum & Energy Studies



THANK YOU



Navneet Mehta
(Finance Officer)
University of Petroleum & Energy Studies

