



AUDITED STATEMENT OF 2014-15

Criteria – 4.2.4 - Average annual expenditure for purchase of books and journals during the last five years (INR in Lakhs)

Description	Page No.
Library Books	6, 10 & 24

INDEPENDENT AUDITOR'S REPORT

Report on the Financial Statements

We have audited the accompanying financial statements of University of Petroleum & Energy Studies (University), which comprise the Balance Sheet as at 31st March 2015, the Statement of Profit and Loss, the Cash Flow Statement for the year then ended, and a summary of the significant accounting policies and other explanatory information.

Management's Responsibility for the Financial Statements

University Management is responsible for the preparation of these financial statements that give a true and fair view of the financial position and financial performance of the University in accordance with the Generally Accepted Accounting Principles. This responsibility includes the design, implementation and maintenance of internal control relevant to the preparation and presentation of the financial statements that give a true and fair view and are free from material misstatement, whether due to fraud or error.

Auditor's Responsibility

Our responsibility is to express an opinion on these financial statements based on our audit. We conducted our audit in accordance with the Standards on Auditing issued by the Institute of Chartered Accountants of India. Those Standards require that we comply with ethical requirements and plan and perform the audit to obtain reasonable assurance about whether the financial statements are free from material misstatement.

An audit involves performing procedures to obtain audit evidence about the amounts and disclosures in the financial statements. The procedures selected depend on the auditor's judgment, including the assessment of the risks of material misstatement of the financial statements, whether due to fraud or error. In making those risk assessments, the auditor considers internal control relevant to the University's preparation and fair presentation of the financial statements in order to design audit procedures that are appropriate in the circumstances. An audit also includes evaluating the appropriateness of accounting policies used and the reasonableness of the accounting estimates made by trust management, as well as evaluating the overall presentation of the financial statements.

We believe that the audit evidence we have obtained is sufficient and appropriate to provide a basis for our audit opinion.

Opinion

In our opinion and to the best of our information and according to the explanations given to us, the financial statements give the information required by the Act in the manner so required and give a true and fair view in conformity with the accounting principles generally accepted in India:

- a) in the case of the Balance Sheet, of the state of affairs of the University as at March 31, 2015;
- b) in the case of the Income & Expenditure Account, of the excess of income over expenditure for the year ended on that date.
- c) in the case of the Cash flow statement for the period ended on that date;

For RAGHU NATH RAI & CO.
Chartered Accountants
FRN: 000451N

SAMIR JAIN
(Partner)
Membership No. : 77010

Place: New Delhi
Date: 22 SEP 2015



E mail: admin@rnr.in; Website: www.rnr.in


Navneet Mehta
(Finance Officer)
University of Petroleum & Energy Studies



2014-15.

UNIVERSITY OF PETROLEUM & ENERGY STUDIES
Balance Sheet as at 31st March, 2015

Amount in Rs.

Liabilities	Schedule	31st March 2015		31st March 2014	
CAPITAL FUNDS:	1				
Permanent Endowment Fund		13,350,731		12,092,420	
Development Fund		10,024,315		8,649,300	
General Fund		830,683,209	864,059,254	600,639,300	568,177,190
LOAN FUND:					
Loan from Banks:					
Term Loan		57,522,673	57,522,673	211,612,515	211,612,515
SECURITY DEPOSIT FROM STUDENTS			161,487,400		133,099,602
CURRENT LIABILITIES & PROVISIONS					
Advance Fee Received from Students		122,049,109		72,180,619	
Other Current Liabilities	For Alumni Contribution	304,067,156		413,669,590	
TDS & Statutory Liabilities	Criteria 5.4.2	13,715,207		14,798,008	
Deferred Fee Liability		433,074,234		322,132,705	
Provision for Retirement Benefits		218,032,153	1,171,437,916	178,076,719	1,001,157,640
Total			2,244,506,243		1,934,046,946
ASSETS					
Fixed Assets	2		1,080,200,800		961,094,774
Capital Work-in-Progress			24,795,190		44,400,972
CURRENT ASSETS, LOANS & ADVANCES					
Receivable from Students		1,000,001		467,169	
Accrued Income		43,010,040		29,134,697	
Cash & Bank Balances	3	879,020,700		653,720,669	
Loans & Advances	4	268,668,677	1,135,604,170	244,329,638	927,651,200
Total			2,244,506,243		1,934,046,946

Schedule 10 Significant Accounting Policies and Schedule to Accounts

As per our report of even date
For Raghunath Rai & Co.
Chartered Accountants
FRN:- 000451N

(Samir Jain)
Partner
Membership No. - 77010

Date - 22 SEP 2015
Place - New Delhi



For University of Petroleum & Energy Studies

(Shrihari Horwad)
Vice-Chancellor

(Sachin Jain)
Finance Officer

Note: Alumni contribution (criteria 5.4.2) is a part of other current liabilities, reflected under (current liabilities schedule) Pg. No. 14

(Signature)
Navneet Mehta
(Finance Officer)
University of Petroleum & Energy Studies



UNIVERSITY OF PETROLEUM & ENERGY STUDIES
Income & Expenditure Account for the year ended on 31st March 2015

	Schedule	Amount in Rs.	
		31st March 2015	31st March 2014
INCOME			
Income from Academics	5	1,961,250,888	1,545,401,844
Interest Income		44,420,793	42,877,305
Other Incomes		589,548	2,376,209
	(A)	2,006,261,230	1,590,655,448
EXPENDITURE			
Staff, Faculty & Other Costs	6	640,405,689	567,370,361
Education Expenses & Student Activities	7	464,677,908	308,979,271
Administrative Expenses	8	173,301,313	160,184,955
Advertising, Publicity & Placement Expenses	8	213,645,761	173,374,104
Interest & Bank Charges	9	21,510,155	23,910,026
Rent & Hire of Premises	9	80,463,810	15,031,325
	(B)	1,594,004,636	1,338,850,942
Surplus/(Deficit) before Depreciation	(C)=(A)-(B)	412,256,593	251,804,506
Depreciation on Fixed Assets	2	146,375,528	120,414,815
	(D)	146,375,528	120,414,815
Surplus/(Deficit) after Depreciation	(E)=(C)-(D)	265,881,065	131,389,691
Appropriations:			
-to Endowment Fund (Interest on Fixed Deposit)		458,306	468,307
-to Development Fund (Interest on Fixed Deposit)		1,374,917	1,404,921
	(F)	1,833,222	1,873,228
Surplus/(Deficit) Transferred to General Fund	(G)=(E)-(F)	264,047,843	129,516,463

Schedule 10 Significant Accounting Policies and Schedule to Accounts

As per our report of even date
For Raghunath Rai & Co.
Chartered Accountants
FRN:- 000451N.

(Samir Jain)
Partner
Membership No.: 77010

For University of Petroleum & Energy Studies

(Shrihari Honwad)
Vice-Chancellor

(Sachin Jain)
Finance Officer

Date :- 22 SEP 2015
Place : New Delhi



Navneet Mehta
University of Petroleum & Energy Studies

Navneet Mehta
(Finance Officer)
University of Petroleum & Energy Studies



University of Petroleum & Energy Studies

CASH FLOW STATEMENT FOR THE YEAR ENDED 31st MARCH, 2015

In Rupees

	Year ended 31st March 2015	Year ended 31st March 2014
A. CASH FLOW FROM OPERATING ACTIVITIES		
Net profit/(Loss) before tax, prior period Items and extra-ordinary Items	264,047,843	129,516,463
Adjustment for :-		
Add: Net off Depreciation	136,863,012	120,414,815
Add: Interest expense	23,343,377	25,784,154
Less: Interest Income	- 44,420,793	- 42,877,305
Operating Profit/(Loss) before Working Capital Changes	115,785,597	103,321,663
Changes in Working Capital:		
Students and other receivables	- 15,406,778	- 19,539,044
Trade payables / Current liabilities	170,280,276	170,160,667
Security Deposits from Students	28,387,798	17,022,098
Loans and Advances	35,760,460	- 110,618,159
	219,021,757	57,025,562
Cash generated from operations	598,855,196	289,863,688
Less: Direct Taxes paid	-	-
Net cash from operating activities - A	598,855,196	289,863,688
B. CASH FLOW FROM INVESTING ACTIVITIES		
Purchase of assets	- 261,075,107	- 259,585,947
Addition to CWIP & Capital advances	19,605,776	- 11,373,946
Net cash used in Investing activities - B	- 241,469,331	- 270,959,892
C. CASH FLOW FROM FINANCING ACTIVITIES		
Interest Expenses	- 21,510,155	- 23,910,926
Interest Incomes	44,420,793	42,877,305
Repayment of long term borrowings	- 154,089,842	93,042,953
Net cash from financing activities - C	- 131,179,204	112,009,333
Net Increase / decrease in cash and cash equivalents (A+B+C)	226,206,661	130,913,128
Cash and cash equivalents - opening balance	653,720,099	522,806,970
Cash and cash equivalents - closing balance	879,926,760	653,720,099
Note:		
Cash and cash equivalents consist of balance with banks including FDRs.		



E

Navneet Mehta
(Finance Officer)
University of Petroleum & Energy Studies



Sachin

R

UNIVERSITY OF PETROLEUM & ENERGY STUDIES


Schedules forming part of accounts

Amount in Rs.

	<u>31st March 2015</u>	<u>31st March 2014</u>
<u>SCHEDULE '1' - CAPITAL FUNDS</u>		
A. PERMANENT ENDOWMENT FUND		
Opening Balance	12,892,425	12,424,119
Transfer from Income & Expenditure Account	458,306	468,307
Closing Balance	<u>13,350,731</u>	<u>12,892,426</u>
B. DEVELOPMENT FUND		
Opening Balance	8,649,398	7,244,477
Transfer from Income & Expenditure Account	1,374,917	1,404,921
Closing Balance	<u>10,024,315</u>	<u>8,649,398</u>
C. GENERAL FUND		
Opening Balance	566,635,366	437,118,902
Transfer from Income & Expenditure Account	264,047,843	129,516,463
Closing Balance	<u>830,683,209</u>	<u>566,635,366</u>
TOTAL FUNDS (A+B+C)	<u><u>854,058,254</u></u>	<u><u>588,177,190</u></u>

Date :- 22 SEP 2015
Place : New Delhi

For University of Petroleum & Energy Studies


(Shrihari Honwad)
Vice-Chancellor


(Sachin Jain)
Finance Officer



Navneet Mehta
(Finance Officer)
University of Petroleum & Energy Studies





**UNIVERSITY OF PETROLEUM & ENERGY STUDIES
YEAR ENDED 31ST MARCH 2015**

Sl. No.	Fund Name	Rate	Gross Value		Depreciation		Net Value		Closing Balance	Opening Balance	Provision for Depreciation	Closing Balance	Opening Balance	Provision for Depreciation	Net Value
			Debit	Credit	for the year	for the year	for the year	for the year							
1	Land & Survey Charge	₹ 20%	78,412,642	-	-	-	-	78,412,642	78,412,642	-	-	78,412,642	-	-	78,412,642
2	Building	5% 22%	679,848,182	81,129,245	827,063	679,848,182	317,432,845	360,435,337	360,435,337	679,848,182	81,129,245	449,306,142	679,848,182	81,129,245	368,476,897
3	Transmission Equipment	20% 22%	39,261,844	629,473	827,063	39,261,844	31,784,133	7,477,711	7,477,711	39,261,844	629,473	38,632,371	39,261,844	629,473	38,632,371
4	Computer & Software	30% 22%	31,258,238	158,135	158,135	31,258,238	64,43,442	24,814,796	24,814,796	31,258,238	158,135	29,236,403	31,258,238	158,135	29,236,403
5	Leasehold Land	20% 22%	13,429,476	242,800	242,800	13,429,476	73,28,523	5,700,953	5,700,953	13,429,476	242,800	12,186,676	13,429,476	242,800	12,186,676
6	Office Equipment	10% 22%	12,545,712	28,829,715	50,863	12,545,712	63,13,864	6,411,848	6,411,848	12,545,712	28,829,715	11,063,967	12,545,712	28,829,715	11,063,967
7	Vehicle	20% 22%	3,11,228	2,119,828	361,584	3,11,228	3,439,148	1,067,662	2,051,486	3,11,228	2,119,828	1,067,662	2,051,486	3,11,228	1,739,658
8	Library Books	10% 22%	12,264,206	2,529,172	361,584	12,264,206	1,527,652	10,736,554	10,736,554	12,264,206	2,529,172	9,737,034	12,264,206	2,529,172	9,737,034
9	Plant & Machinery	10% 22%	28,266,844	1,81,713	361,584	28,266,844	8,317,298	19,949,546	19,949,546	28,266,844	1,81,713	26,437,833	28,266,844	1,81,713	26,437,833
10	Machinery under 50% Provision	10% 22%	4,528,458,119	2,773,258,119	827,063	4,528,458,119	846,318,811	3,682,139,308	3,682,139,308	4,528,458,119	2,773,258,119	1,758,880,207	4,528,458,119	2,773,258,119	1,758,880,207
11	Machinery under 50% Provision	10% 22%	4,528,458,119	2,773,258,119	827,063	4,528,458,119	846,318,811	3,682,139,308	3,682,139,308	4,528,458,119	2,773,258,119	1,758,880,207	4,528,458,119	2,773,258,119	1,758,880,207
Total			11,217,174	11,217,174	827,063	11,217,174	846,318,811	3,682,139,308	3,682,139,308	11,217,174	11,217,174	3,682,139,308	11,217,174	11,217,174	3,682,139,308

Criteria 7.1.8

Criteria 4.2.4

Criteria 4.1.4 & EP 4.6

Navneet Mehta
Navneet Mehta
Finance Officer



Navneet Mehta
(Finance Officer)
University of Petroleum & Energy Studies



UNIVERSITY OF PETROLEUM & ENERGY STUDIES
YEAR END 31ST MARCH 2015

As per SA

Sl. No.	Fixed Assets	Rate	Opening Balance	Additions during the year	Disposals during the year	Assets sold during the year	Assets written off during the year	Opening Balance	for the year	Provision Each on Assets Written Off	Provision for Dep on Assets sold during the year	Opening Balance	for the year	Closing Balance	21st March 2015	21st March 2014
1	Land & Equip. Lease	5.00%	-	-	-	-	-	-	-	-	-	-	-	-	-	-
2	Buildings	7.00%	178,532,828	69,830,249	-	-	-	247,363,077	18,127,307	-	-	23,855,311	-	199,793,844	122,825,770	-
3	Classroom Equipments	20.00%	29,311,214	28,208,994	-	-	-	4,990,112	13,196,224	-	-	1,264,511	-	81,944,281	54,028,877	-
4	Computer & Software	40.00%	24,833,628	31,256,288	-	-	-	4,829,223	13,664,194	-	-	25,531,159	-	57,541,644	31,934,472	-
5	Furniture & Fixtures	25.00%	23,191,726	47,628,478	-	-	-	3,290,315	8,715,438	-	-	17,811,131	-	54,726,294	29,273,774	-
6	Office Equipments	15.00%	18,102,804	26,829,713	-	-	-	2,268,144	4,524,135	-	-	3,793,198	-	48,114,194	11,214,014	-
7	Vehicle	25.00%	-	2,113,829	-	-	-	3	178,220	-	-	178,221	-	1,941,679	-	-
8	Library Books	15.00%	2,822,317	2,829,478	-	-	-	271,445	4,000,872	-	-	112,113	-	5,148,729	2,791,322	-
9	Plant & Machinery	10.00%	2,115,853	19,418	-	-	-	138,542	260,819	-	-	412,481	-	7,781,111	2,211,285	-
10	Unamortised expenditure	-	-	21,527,649	-	-	-	-	1,261,122	-	-	2,274,729	-	28,447,319	-	-
11	Minority interest	-	-	-	-	-	-	-	-	-	-	-	-	-	-	-
	TOTAL		288,844,147	673,294,616	-	-	-	11,807,273	67,353,313	-	-	11,129,234	-	451,613,291	248,941,159	-

Handwritten signature
✓



UNIVERSITY OF PETROLEUM & ENERGY STUDIES
YEAR ENDED 31ST MARCH 2015

Schedule 1.A - FIXED ASSETS WHICH HAVE BEEN CLAIMED AS APPLICATION UNDER SECTION 111 OF INCOME TAX ACT 1961

Sl. No.	Fund Assets	Rate	Opening Balance	Acquisitions during the Year	Depreciation during the Year	Assets Sold during the Year	Assets Written off during the year	Closing Balance	Opening Balance	for the year	Written Back and Assets Written Off	Provision for depreciation during the year	Closing Balance	Carrying Amount	Carrying Amount	As at 31st March 2015	As at 31st March 2014
1	Land - Govt. Grant	0.00%	78,412,462	-	-	-	-	78,412,462	-	-	-	-	-	-	-	78,412,462	78,412,462
2	Buildings	10.00%	73,263,442	-	-	-	-	73,263,442	206,852,743	1,05,49,213	-	-	206,852,743	59,37,774	678,844,948	678,296,226	-
3	Computer Hardware	25.00%	6,211	-	6,211	-	6,211	6,211	48,211,864	1,83,94,117	2,17,725	-	48,211,864	5,59,274	31,544,595	40,413,945	-
4	Computer Software	40.00%	74,368,129	-	74,368,129	-	74,368,129	74,368,129	59,328,235	6,62,311,471	1,25,32,171	-	59,328,235	2,73,1,822	7,239,248	11,322,773	-
5	Furniture & Fittings	25.00%	1,34,227	-	1,34,227	-	1,34,227	1,34,227	77,513,771	8,56,848,111	5,54,4,504	-	77,513,771	1,22,8,471	1,22,8,471	1,22,8,471	-
6	Office Equipments	10.00%	1,11,129	-	1,11,129	-	1,11,129	1,11,129	31,87,173	1,04,87,173	1,72,2,156	-	31,87,173	1,22,8,471	31,87,173	31,87,173	-
7	Motorcars	25.00%	1,11,129	-	1,11,129	-	1,11,129	1,11,129	5,42,1,141	2,19,641,111	-	-	5,42,1,141	1,22,8,471	43,918,594	43,918,594	-
8	Library Books	10.00%	11,22,219	-	11,22,219	-	11,22,219	11,22,219	7,209,265	1,71,09,111	-	-	11,22,219	1,22,8,471	2,193,507	6,37,822	-
9	Plant & Machinery	10.00%	21,829,163	-	21,829,163	-	21,829,163	21,829,163	7,209,265	1,71,09,111	-	-	21,829,163	1,22,8,471	8,641,215	7,234,293	-
10	Leased Plant & Machinery	-	-	-	-	-	-	-	2,248,564	1,56,27,219	-	-	2,248,564	1,22,8,471	11,824,128	11,824,128	-
11	Minority under R&D	-	21	-	-	-	-	21	-	-	-	-	-	-	-	-	-
	TOTAL		1,27,1,82,563	13,81,0,116	84,271	82,643	1,25,44,854	547,56,824	14,12,311	8,31,311	-	-	627,379,228	11,984,115	634,603,941	778,296,623	21



Handwritten signature and initials.

2014-15

UNIVERSITY OF PETROLEUM & ENERGY STUDIES
YEAR ENDED 31ST MARCH 2015

Schedules forming part of accounts

Amount in Rs.

	31st March 2015	31st March 2014
SCHEDULE '3' - Cash & Bank Balances		
Cash in hand	656,354	400,126
Bank Balances:*		
Bank Balances in Scheduled Banks	444,742,625	259,089,784
Fixed Deposits with Scheduled Bank	434,527,781	394,230,189
	879,926,760	653,720,099

* The above Bank Balances comprise of followings i.e Fees received in advance Rs 11.19 Cr (Previous year Rs 6.50 Cr) , Security deposits received from students Rs 16.14 Cr (Previous year Rs.13.39 Cr) and Fees received in advance from existing students Rs 43.38 Cr (Previous year Rs.32.21 Cr) Inter alia.

SCHEDULE '4' - Loans & Advances

Advances Recoverable in Cash or Kind	37,694,633	45,843,382
Prepaid Expenses	18,180,536	41,619,316
Security Deposits	152,693,408	156,866,340
	208,568,577	244,329,038

SCHEDULE '5' - Income from Academics

Gross Course Fees	1,575,983,982	1,239,926,818
Less : Domicile Discount/concession	13,459,971	14,387,442
Less: Scholarship expenses	10,848,894	10,164,476
Net Course Fees	1,551,675,117	1,215,374,901
Tuition Fees from Distance Students (CCE)	89,799,270	83,869,261
Other Fees	238,830,253	172,780,806
Enrolment Collections	67,951,778	61,213,464
Miscellaneous Receipts	12,994,471	12,163,413
	1,961,250,888	1,545,401,844

For University of Petroleum & Energy Studies

Date :- 22 SEP 2015
Place:- New Delhi

(Shivhari Honwad)
Vice-Chancellor

(Sachin Jain)
Finance Officer



(Signature)

Navneet Mehta
(Finance Officer)
University of Petroleum & Energy Studies



UNIVERSITY OF PETROLEUM & ENERGY STUDIES
YEAR ENDED 31ST MARCH 2015

Schedules forming part of accounts

Amount in Rs.

SCHEDULE '6' - Staff, Faculty & Other Cost

	31st March 2015	31st March 2014
Staff, Faculty & Related Costs	612,821,178	546,349,895
Academic Professional Charges	27,584,511	21,020,466
	640,405,689	567,370,361

SCHEDULE '7' - Education Expenses & Student Activities

Student Welfare Expenses & kits etc.	101,326,209	82,915,216
Examination Expenses	12,028,775	13,173,746
Laboratory Expenses	3,534,490	3,772,198
Library Expenses	1,417,145	1,227,266
Industrial Tour Expenses	27,500,537	20,128,813
Courseware & License Fees	137,138,049	119,665,422
Outsourced Educational Services	149,033,993	137,270,241
Hostel Lodging & Boarding Expenses	32,698,710	20,826,370
	464,677,908	398,979,271

SCHEDULE '8' - Administrative Expenses

IT Hardware & Software Expenses	18,878,675	16,332,375
Electricity, Generator & Water Expenses	17,253,302	12,417,627
Festivals & Functions	6,317,331	7,029,011
Statutory Auditor's Fees	427,500	336,180
Internal Audit Fee	814,050	955,620
Legal Expenses	359,428	210,107
Professional and Consultancy Charges	22,769,847	14,576,288
Communication Expenses	2,308,407	5,680,493
Insurance Expenses	9,804,811	7,476,492
Printing & Stationary	6,902,726	8,866,779
Repair & Maintenance	30,624,473	24,982,221
Travelling, Transportation & Hotel Expenses	40,434,255	46,303,582
Other Administrative Expenses	16,406,508	15,018,181
	173,301,313	160,184,955

SCHEDULE '9' - Interest & Bank Charges

Interest on Term Loan	20,302,294	23,085,101
Bank Charges	1,207,861	825,825
	21,510,155	23,910,926

For University of Petroleum & Energy Studies

Date :- 22 SEP 2015
 Place :- New Delhi

(Shruti Honwad)
 Vice-Chancellor

(Sadhna Jain)
 Finance Officer



Navneet Mehta
 (Finance Officer)
 University of Petroleum & Energy Studies



UNIVERSITY OF PETROLEUM & ENERGY STUDIES

SCHEDULE - 10

SIGNIFICANT ACCOUNTING POLICIES AND NOTES TO ACCOUNTS:

Annexed to and forming part of accounts for the period ended on 31st of March 2015.

A. CONSTITUTION OF THE UNIVERSITY OF PETROLEUM & ENERGY STUDIES:

University of Petroleum & Energy Studies is a Statutory University established through an Act namely University of Petroleum & Energy Studies Act, 2003 (Act No. 15 of 2003) [hereinafter referred to as UPES Act] passed by the Uttaranchal Legislative Assembly and assented to by the Governor on July 08, 2003. The University is governed by the UPES Act and Statutes and Rules passed as per Chapter V of the UPES Act.

B. SIGNIFICANT ACCOUNTING POLICIES:

1. GENERAL:

The financial statements are prepared under the historical cost convention on the accrual basis of accounting.

2. REVENUE RECOGNITION:

Fee is recognized on financial year basis.

3. FIXED ASSETS:

Fixed assets are stated at cost (including all incidental expenses) less accumulated depreciation. Computers include cost of hardware, networking, operating systems and software.

Depreciation on all items of Fixed Assets has been charged on Written down Value Method as per the rates prescribed under Schedule XIV of the Companies Act, 1956. The rate of Depreciation on various classes of Assets is mentioned below:

Sl No	Asset Class	Rate of Depreciation
1	Building	10%
2	Classroom Equipment's	20%
3	Computer & Software	40%
4	Furniture and Fixtures	25.88%
5	Office Equipment's	13.91%
6	Vehicles	25.89%
7	Library Books	13.91%
8	Plant & Machinery	13.91%

4. All borrowing costs are expensed out in the year in which they are incurred.



Navneet Mehta
(Finance Officer)
University of Petroleum & Energy Studies



C. NOTES TO ACCOUNTS

1. Secured Loans: Term Loan and Overdraft Facilities

During Financial Year 2014-15, the movement of Term Loan and Overdraft facility can be Understood in the following tables:

Amount in Rs.

Particulars	Balance as on 31 st March 2015	Balance as on 31 st March 2014
Term Loan classified as Long term Liability under head "Loan Funds"	57,522,673	211,612,515
Term Loan classified as Short Term Liability under head "Other Current Liabilities"	15,600,001	31,251,202
Total Term Loan	73,122,674	242,863,717
Overdraft Facility from Bank classified under head "Other Current Liabilities"	89,951,984	121,551,667
Total Credit Facilities	163,074,658	364,415,384

Term loan and Overdraft facilities taken from banks are secured against the land and all other assets of the University.

Complete residual Term loan and Overdraft facility as at 31.03.2015 were repaid in month of April 2015.

2. The University is registered u/s 12A and recognized u/s 80G of the Income Tax Act, 1961.

3. Campus Development Expenses:

All expenses related to construction project at 'UPIES' own campus are being capitalized.

4. Transfers:

(a) Transfer from Income & Expenditure Account:

25% of the total interest accrued up to 31st March 2015 from bank in respect of fixed deposit of Rs. 2.00 crores has been transferred to Permanent Endowment Fund as per requirement of clause (4) of section 41 of the UPES Act.

Balance Interest accrued up to 31st March 2015 from Bank in respect of fixed deposit has been transferred to Development Fund as per requirement of clause (4) of Section 41 and sub-clause (e) of clause (1) of section 43 of the UPES Act.



Navneet Mehta
(Finance Officer)
University of Petroleum & Energy Studies



(b) Transfer from Development Fund:

That portion of the Development Fund which has been utilized for the acquisition, construction or major repair of the asset is transferred to General Fund. So long as the asset is not fully acquired or constructed or the activity is completed the proportionate fund is kept in Development Fund.

5. Cash & Bank Balances:

Cash & Bank Balances include a fixed deposit of Rs.2,00,00,000/- (Rupees Two Crore only) made against permanent endowment fund of the university as per requirement of clause (1) and (2) of Section 41 of the UPES Act.

6. As the University is not carrying out any commercial, industrial or business activities, the Accounting Standards formulated by Institute of Chartered Accountants of India are not applicable to it.

7. Deferred Fee Liability amounting to Rs. 43.38 Cr (Previous Year 32.21 Cr) is on account of fee received for unexpired portion of existing semester i.e. April – June / future period and will be amortized based on completion of particular course/ activity.


8. Previous year figures have been regrouped and rearranged to make them comparable with current year figures.

SCHEDULE 1 TO 9 FORM AN INTEGRAL PART OF ACCOUNTS


AUDITORS' REPORT


As per our separate report appended to the Balance Sheet

**For, Raghunath Rai & Co.
Chartered Accountants**


**(Samir Jain)
Partner
M. No. 77010**

For University of Petroleum & Energy Studies


**Dr. Shrikhari Honwad
Vice-Chancellor**


**Sachin Jain
Finance Officer**

**Date: 22 SEP 2015
Place: New Delhi**





**Navneet Mehta
(Finance Officer)
University of Petroleum & Energy Studies**



**UNIVERSITY OF PETROLEUM & ENERGY STUDIES
GROUPING OF BALANCE SHEET AS ON 31.03.2015**

	Amount in Rs.	
	31st March 2015	31st March 2014
<u>ADVANCES RECOVERABLE IN CASH OR KIND Assets</u>		
Prepaid Expenses	18,180,536	41,619,316
R&D Projects	1,460	-
TDS Refundable	7,364,330	2,133,038
Advance to Foreign Creditors	35,893	175,332
Employee Loan	1,417,146	702,703
Other Advances & receivables	5,000,000	25,973,934
Sundry Creditors Advance	18,350,561	14,636,250
Project Creditors Advance	5,004,913	-
Income Receivables	-	1,133,750
Staff Advances for Expenses	520,330	1,088,375
	55,875,169	87,462,698
<u>Provision for Retirement Benefits</u>		
Provision for Leave Encashment	87,792,200	74,137,674
Provision for Gratuity	129,139,953	103,939,045
Total Other Liabilities & Provisions	216,932,153	178,076,719
	216,932,153	178,076,719
<u>Sundry Creditors</u>		
Sundry Creditors	58,624,139	71,524,447
Other Creditors for Capital Item	4,470,047	7,800,354
Total...	63,094,186	79,324,801
<u>Other Liabilities</u>		
Student Welfare Fund	-	9,205
Payable for Imprest Accounts	942,951	1,747,051
Advance for R & D Projects	17,862,705	79,203,319
Term Loan Due within One Year	15,600,001	31,251,202
OBC OD Main 08895015000244	89,951,984	121,551,667
Other Payables	169,939,102	67,008,230
Stale Cheques	1,941,772	2,134,129
Alumini Fee	12,959,334	10,613,523
Expenses Payable	9,059,872	19,244,324
	318,257,721	332,762,649
Total Sundry Creditors & Expenses Payable	381,351,907	412,087,450



Navneet Mehta
(Finance Officer)
University of Petroleum & Energy Studies



**UNIVERSITY OF PETROLEUM & ENERGY STUDIES
GROUPING OF BALANCE SHEET AS ON 31.03.2015**

	<u>Amount in Rs.</u>	
	31st March 2015	31st March 2014
<u>Security Deposit Liability</u>		
Security Deposit-Student -General	161,487,400	133,099,602
	161,487,400	133,099,602
<u>Other Misc. Liabilities</u>		
Miscellaneous Liabilities Account	236,076	-
Students Liability account	1,226,050	-
	1,462,126	-
<u>Other Liabilities</u>		
Security Deposit-Vendors	2,003,123	1,817,140
Security Deposit-Airtel	50,000	50,000
Security Deposit-Super Launderettes	-	15,000
	2,053,123	1,882,140
<u>Total Other Liabilities</u>	384,867,156	413,969,590
<u>Advance from Students liability</u>		
Course Fees	122,049,166	72,180,619
	122,049,166	72,180,619
	122,049,166	72,180,619
<u>Bank Balance with schedule Bank</u>		
Axis Bank 093010100191524	1,306,712	822,079
Oriental Bank of Commerce(CA-4750)	4,841,985	1,525,499
College of Legal Studies-UPES A/c 08892011010725	405,697	389,950
OBC-Gurg-CA No.08891010001590	547,899	528,638
OBC-Gurg-SB A/c No.08892011001273	6,701,207	58,195,230
OBC- ND-CA No.-02171010011040	72,732	63,652
OBC-SB(00022011000640) Main A/c	76,839	88,503
OBC PP Main Saving (A/c-02122151003506)	17,212,330	1,120,017
OBC PP Main CA (A/c-02121131000801)	769,483	809,555
0000280203 OBC (SB-48230) Main A/c	298,565,647	56,731,010
Axis Bank (CA A/c no. 910020041260586)	749,557	741,260
AXIS (SB-16267) Main A/c-911010064016267	23,171,094	7,611,463
OBC C/A(02121131001754)Main A/C	54,669	15,881
SBI (30967936366) SB	-	286,316
SBI (32061662671) SB	167,110	161,068
OBC-C/A-12371131003365 main bank A/c	90,099,663	129,999,663
	444,742,625	259,089,784
<u>Fixed Deposits with schedule Bank (List attached)</u>		
Fixed Deposit Receipts < 90 days	69,962,656	-
Fixed Deposit Receipts > 90 days	297,102,490	348,878,914
Fixed Deposit Receipts Pledged with Banks	29,830,832	6,851,427
Fixed Deposit Receipts - Non Current	37,631,803	38,499,848
	434,527,781	394,230,189
<i>Click on total to get the FDR Listing</i>		
<u>Accrued Incomes</u>		
Accrued Interest	20,361,111	17,059,897
Interest Accrued but not Due on SB- OBC	4,347,479	-
Accrued PDP Fees	19,211,250	12,075,000

Navneet Mehta
(Finance Officer)
University of Petroleum & Energy Studies



**UNIVERSITY OF PETROLEUM & ENERGY STUDIES
GROUPING OF BALANCE SHEET AS ON 31.03.2015**



Navneet Mehta
(Finance Officer)
University of Petroleum & Energy Studies

<u>Amount in Rs.</u>	
<u>31st March 2015</u>	<u>31st March 2014</u>
<u>43,919,840</u>	<u>29,134,897</u>



UNIVERSITY OF PETROLEUM & ENERGY STUDIES		
SUB GROUPING OF BALANCE SHEET AS ON 31.03.2015		Amount in Rs.
Security Deposit(Assets)	2,015	2,014
Security Deposit - Ashirbad filling st		
Security Deposit-Cylinder	80,800	80,800
Security Deposit-Guest House, Vasant Vihar	70,000	70,000
Security Deposit -Bar Council of India.	100,000	100,000
Security Deposit-Tel	45,000	45,000
Security Deposit Mumbai off	-	7,900
Security Deposit others	1,306,871	1,323,080
Security Deposit DRS	145,674,720	145,674,720
Security deposit PHD Rent	-	2,897,400
Security Deposit- Vendors	5,416,017	6,667,440
	152,693,408	156,866,340
Expenses Payable Liability		
Expenses Payable	782,209	52,726
Stipend Charges Payable	74,000	181,000
Conveyance-Payable	-	2,240
Salary Payable	2,620,819	2,980,308
Mediclaime payable	31,885	48,916
Other Income received in Advance	-	230,000
PDP Payable	-	1,335,000
Incentive payable	-	3,571,500
Provision for Expenses	5,550,959	10,842,634
	9,059,872	19,244,324
Research Project- Advance received Liability		
Adv -Oxidation Behavior of Biodiesel	-	206,116
IOCL CATALYST DEVELOPMENT	258,286	1,193,827
Advance from Customer (DST-ISSTAC/Co2	536,120	1,686,449
Advance DST/Biomass Pyrolysis	470,140	1,838,984
Advance from Customer (IAU	385,403	283,505
0000235053 IDI Diesel Engine using SVO with Hydrogen Suppleme	42,446	1,810,647
Ministry of New & Renewal Energy	224,808	922,496
0000230033 Adv-Membraneless DST	340,318	383,840
0000230569 Ministry of New & Renewal Energy (Govt. Grant)	6,701,207	62,074,535
0000235055 Uttarakhand state council for science & Technology	386,851	509,192
0000235058 1. U-Cost - Assessment of Occupational Health, Saf	28,382	134,900
0000235063 Adv.-High Order Numerical Solution of Some-USCST	-	30,312
0000235064 Adv-CV Raman Int.nalFellowship-Dr.Issaka Quedraog	-	15,484
0000235065 SERB School on Evolutionary Tech for Opt. of Chem	-	145,164
0000235066 Adv-CV Raman Int.nalFellowship-William Otta Osawa	-	1,226
0000235067 SERB-Microfluidic-diffusivity-meter:Co2	187,632	1,392,111
0000235068 SERB-Pipeline Surveillance-Parachute AerialVehicle	60,271	545,100
0000235069 Feasibility of harnessingConcentrated-Solar Thermal	649,333	593,113
0000235070 UPES-ONGC-ROCK-MUSEUM	-	420,105
0000235071 Conversion of sugarcane bagasse to auto fuels	4,148,605	5,000,000
0000230042 An Expert System for Integrated Solid Waste Manage	4,576	16,213
0000235059 Inter University Accelerator Centre	190,525	-
0000235082 Fluid Mechanics Main Workshop-IIT Kharagpur	29,060	-
0000235083 Agro Supply Chain Conference	14,406	-
0000235086 Adv.ONGC	270,000	-
0000235087 Micro-Fluidic-Viscosities-DST	2,451,808	-
0000235090 ISTE-Workshop on control system-IIT Kharagpur	10,000	-
0000235092 Shaheed Memorial Cricket Tournament	336,450	-
0000235093 IIT Mumbai-Pedagogy Workshop	28,393	-
0000235095 UCS&T-Fire & Safety	40,000	-
0000235096 UCS&T-Environmental Awareness, E-Waste Handling	41,686	-
0000235097 UK Env. Protection & Pollution Control Board	26,000	-
	17,862,705	79,203,319

Navneet Mehta
(Finance Officer)
University of Petroleum & Energy Studies



UNIVERSITY OF PETROLEUM & ENERGY STUDIES		SUB GROUPING OF BALANCE SHEET AS ON 31.03.2015	
		Amount in Rs.	
Security Deposit(Assets)		2,015	2,014
Research Project- Excess Expenditure			
0000235091 IIT Mumbai-Aakash Tab Project		1,460	-
		1,460	-
Cash in hand Asset			
Cash - Dehradun		207,361	185,277
Petty Cash - Delhi		15,669	62,133
Petty Cash - Dehradun		433,324	152,717
		656,354	400,126
Fee In Advance Liability			
Fees Received in advance (New Students)		122,049,166	72,180,619
		122,049,166	72,180,619
TDS & Statutory Liabilities			
WCT Payable		432,304	362,480
TDS		9,560,111	10,933,691
EPF		3,722,792	3,501,837
		13,715,207	14,798,008
Term Loan Accounts Liability			
Term Loan 08897021000049 Main A/c		-	42,218,515
TL 08897011000424 C&A		-	1,481
TL 08897021000032		-	46,304,834
Term Loan 12377025003385 Account		57,522,673	123,087,685
		57,522,673	211,612,515
TDS Payable Liability			
TDS on Contractor 194C Co.		497,734	971,196
TDS on Contractor 194C - Others		180,078	96,792
TDS on Adv. Contractor 194H Others		22,565	27,365
TDS on Rent 194I Co.		193	3,696
TDS on Rent 194I Others		977,191	57,869
TDS on Professional 194J Co.		2,351,093	5,021,090
TDS on Professional 194J Others		302,202	255,327
TDS-Salary		5,229,055	4,500,356
		9,560,111	10,933,691
EPF Payable Liability			
EPF A/c No. 1 Payable		3,051,540	3,060,545
EPF A/c No. 2 Payable		52,985	150,194
EPF A/c No. 10 Payable		542,064	221,515
EPF A/c No. 21 Payable		74,742	68,252
EPF A/c No. 22 Payable		1,461	1,331
		3,722,792	3,501,837
Security Deposit liability			
Vendors		2,003,123	1,817,140
		2,003,123	1,817,140

Navneet Mehta
(Finance Officer)
University of Petroleum & Energy Studies



UNIVERSITY OF PETROLEUM & ENERGY STUDIES		Amount in Rs.
SUB GROUPING OF BALANCE SHEET AS ON 31.03.2015		
Security Deposit(Assets)	2,015	2,014
Deferred Assets and Prepaid Expenses		
Prepaid Expenses		
0000279802 Prepaid Expenses	14,625,657	29,953,733
0000279809 Prepaid- License Fee for Software	709,034	8,214,215
0000279810 Prepaid Exp- Rent	9,504	-
0000279811 Prepaid-Insurance	2,836,341	3,451,368
	18,180,536	41,619,316
Total Prepaid Expenses	18,180,536	41,619,316
Deferred Liability		
0000230036 Deferred Tuition Fees	290,261,442	223,327,806
0000230038 Deferred Hostel Fees	17,943,736	8,766,750
0000230039 Deferred Transport Fees	1,025,284	623,180
0000230040 Deferred PDP Fees	24,822,500	19,922,500
0000230041 Deferred Industrial Tour Fees	67,927,500	49,906,000
0000230043 Deferred Tuition Fee CCE	21,426,990	21,916,559
0000230056 Deferred Computing Fees	10,607,228	-
0000230062 Def Bridging Fees	2,466,565	-
	436,481,245	324,462,795
Deferred Assets		
0000270005 Deferred Domicile Discount	989,671	1,213,775
0000270007 Deferred Scholarship Expenses	1,617,340	1,116,316
	2,607,011	2,330,091
Net Deferred Liability	433,874,234	322,132,705
Other receivables		
Advance for land	5,000,000	5,000,000
Advance for fees	-	20,000,000
Receivable for Expenses	-	973,934
	5,000,000	25,973,934
Other Payables		
0000230046 Inter Company Accounts- M-Power	11,555,540	-
0000230048 Inter Company Accounts- HERS	158,383,562	67,008,230
	169,939,102	67,008,230

Navneet Mehta
(Finance Officer)
University of Petroleum & Energy Studies



UNIVERSITY OF PETROLEUM & ENERGY STUDIES
SUB GROUP OF INCOME & EXPENDITURE

	Amount in Rs.	
	31.3.2015	31.3.2014
Academic Fees		
Tuition Fees	1,539,502,462	1,211,614,518
CAS Course Fees	2,447,049	4,700,014
Other Income from Students	34,034,471	23,612,286
	1,575,983,982	1,239,926,818
Deductions :		
Domicile Discount	5,817,971	7,144,942
Concession to Internal Candidates	7,642,000	7,242,500
	13,459,971	14,387,442
	1,562,524,011	1,225,539,377
Net Course Fee		
Other Fees		
Hostel Fees	85,120,054	48,188,456
Industrial Tours	33,979,000	24,341,750
Transport Fees	4,632,946	3,366,700
PDP Fee	36,577,500	27,200,000
Computing Fees	77,245,272	68,363,900
IATA Fees (Aviation Operations)	1,275,480	1,320,000
	238,830,253	172,780,806
Interest received		
Interest on FDR	34,948,752	39,189,860
Interest on SB Account	9,472,041	3,687,445
	44,420,793	42,877,305
Misc. Receipts		
Library Fine Charges	454,834	112,694
Other Fine receipts	1,799,751	1,618,872
Donation	2,965,000	30,000
Donation (IC)	1,497,000	-
Sponsorship Income	73,569	2,163,587
Petro net LNG Ltd.-Donation A/c	1,230,185	2,193,750
Sale of Waste	86,715	107,264
Misc. Income	3,907,592	4,567,936
Income From Events	979,825	1,369,310
	12,994,471	12,163,413
Sale of Prospectus	67,951,778	61,213,464

Handwritten signature

Navneet Mehta
 (Finance Officer)
 University of Petroleum & Energy Studies



UNIVERSITY OF PETROLEUM & ENERGY STUDIES
SUB-GROUP OF INCOME & EXPENDITURE

	Amount in Rs.	
	31.3.2015	31.3.2014
<u>Other Income from Students</u>		
Re-Appear Examination Fee	6,637,500	4,580,800
Re-Checking Fee	157,550	135,000
Early Release Fees	2,347,600	1,847,300
Summer School Fees	3,466,500	6,457,600
Administrative charges including other income	18,595,386	8,915,754
Directed Reading fees	443,550	425,800
Other Income from Students- CCE	2,226,385	1,250,033
GDS Training fees	160,000	-
	34,034,471	23,612,286
<u>Other Income</u>		
Other Recoveries	464,000	1,925,166
Shortage & Excess Adjustment	-9,422	22
General Penalty	-	406,631
Loss/Gain on Assets	113,374	-
Foreign Exchange Fluctuation	21,597	44,481
	589,548	2,376,299
<u>Rent & Hire of Premises</u>		
Rent-Corporate Office(Delhi)	25,825,524	11,228,486
Rent Mumbai office	931,699	860,200
Rent-Guest House Vasant Vihar	664,789	630,520
Rent Other	1,999,918	2,195,119
Rent Bidholi Guest House	94,500	117,000
Rent to DRS for Kandoli	50,947,380	-
	80,463,810	15,031,325
<u>ADMINISTRATIVE EXPENSES</u>		
<u>IT Hardware & Software Expenses</u>		
Website Exp	429,285	250,920
Facilities Services	371,112	354,304
Computer Consumables	1,680,530	2,519,742
Internet Charges	3,771,262	2,666,904
SAP Implementation Exp. Criteria 7.1.8	1,005,000	-
License Fees	11,621,485	10,540,505
	18,878,675	16,332,375
<u>Electricity & Generator & Water</u>		
Generator-Diesel	5,141,984	3,224,434
Electricity Expenses	10,862,850	8,376,769
Water Expenses	1,248,469	816,424
	17,253,302	12,417,627
<u>Festivals & Functions</u>		
Entertainment Expenses	338,886	1,361,528
Faculty Induction Program	7,579	-
Seminar & Function Criteria 6.3.2	2,984,337	3,621,250
Puja & Rituals	115,332	21,811
	6,317,331	7,029,011



(Handwritten signature)

Navneet Mehta
 (Finance Officer)
 University of Petroleum & Energy Studies

UNIVERSITY OF PETROLEUM & ENERGY STUDIES
SUB-GROUP OF INCOME & EXPENDITURE

	Amount in Rs.	
	31.3.2015	31.3.2014
<u>Audit & Related Fees</u>		
Statutory Auditor's Fees	427,500	336,180
Internal Audit Fee	814,050	955,620
	1,241,550	1,291,800
<u>Legal Expenses</u>		
Legal Expenses	359,428	210,107
	359,428	210,107
<u>Communication Expenses</u>		
Courier Expenses	319,165	594,077
Postage, telegraph & Fax	333,784	3,143,402
Telephone Expenses	1,400,130	1,892,702
Telephone Reimbursements	255,328	50,312
	2,308,407	5,680,493
<u>Insurance Expenses</u>		
Insurance Exp.	5,990,750	6,110,774
Medical Insurance	3,814,061	1,365,718
	9,804,811	7,476,492
<u>Printing & Stationary</u>		
Computer Printing Expenses	188,982	192,222
Photocopy Expenses	719,017	1,031,317
Printing Expenses	4,201,555	5,978,355
Stationary Expenses	1,793,172	1,664,886
	6,902,726	8,866,779
<u>Repair & Maintenance</u>		
Repair & Maintenance-Equipment's	215,306	559,460
Generator Repair & Maintenance	8,500	103,157
Annual Maint Charges	2,732,450	4,319,296
Annual Maintenance Charges for Rounit & Water Cooler	-	13,900
Annual Maintenance Charge - EPBX	16,632	103,845
Annual Maintenance Charges-Computers	2,642,035	2,671,419
Annual Maintenance Chg-SAP	2,018,046	2,039,229
Annual Maintenance Charges-AC	536,568	18,000
Fire & Extinguishers Expenses	236,271	178,199
Repair & Maintenance-Computers	20,675	302,153
Repair & Maintenance-Electricity	104,404	271,408
Repair & Maintenance - Furniture	-	9,636
Repair & Maintenance - General	21,242,073	13,230,089
Vehicle Diesel-general	153,883	126,814
Vehicle Maintenance	590,633	754,422
Vehicle Petrol-Maruti Omni	69,220	243,488
Vehicle Diesel-DL9C 1483	-	17,703
Vehicle Maintenance-Chancellor/President	37,777	20,002
	30,624,473	24,982,221



(Handwritten signature)

Navneet Mehta
 (Finance Officer)
 University of Petroleum & Energy Studies

UNIVERSITY OF PETROLEUM & ENERGY STUDIES
SUB-GROUP OF INCOME & EXPENDITURE

	Amount in Rs.	
	31.3.2015	31.3.2014
<u>Travelling & Hotel Exps.</u>		
Hotel, Boarding & Lodging Expenses	7,867,961	8,155,326
Taxi/Vehicle Hire Charges-Non Academic	5,857,849	7,067,143
Transportation Charges	6,225,650	5,050,301
Travelling Telephone	-	32,004
Travelling Expenses	8,704,793	15,404,584
Housekeeping-Guest House	885,000	782,367
Repair & Maintenance- Guest House	-	13,530
Guest House Exp.	179,702	96,837
Food Exp.	1,211,442	406,368
Foreign Travel	8,061,348	7,309,063
Travelling Conveyance	44,347	64,550
Travelling Food	19,728	7,956
Travelling Incidental Expenses	1,000	4,280
Conveyance	1,375,436	1,909,274
	40,434,255	46,303,582
<u>Other Administrative Expenses</u>		
Mementoes, Gifts & Presents	1,282,027	1,717,341
Consumables & General Items	1,658,256	2,828,566
Flower & Gardening Expenses	264,598	370,736
Membership & Subscription	7,270,031	3,057,677
Office Expenses	562,327	322,658
Write Off of Fixed Assets	1,380,836	-
	12,418,074	8,296,978
<u>Miscellaneous Expenses</u>		
Freight & Cartage	343,405	276,622
Medical Expenses	647,080	423,671
Social Responsibility Cost	908,237	910,460
Misc. Expenses	375,705	254,071
Interest on others	232,155	27,437
Bad Debts	135,173	2,760,258
Packing Material & Charges	5,618	414
Donation Expenses	76,500	622,000
Inauguration Expenses	66,142	16,430
MoU and R&D Assignments	24,645	4,735
Academic Audit Expenses	148,925	197,015
Donation Expenses (IC)	362,270	-
Commission & Brokerage	7,242	435,530
Meeting Exp.- General	433,822	551,787
Sitting Charges - BoM	65,000	96,500
Sitting Charges-others	67,500	102,500
Conference Coordination	89,015	208
Inspection Expenses	-	20,639
Quality Audits	-	10,959

Navneet Mehta
 (Finance Officer)
 University of Petroleum & Energy Studies



UNIVERSITY OF PETROLEUM & ENERGY STUDIES
SUB GROUP OF INCOME & EXPENDITURE

	Amount in Rs.	
	31.3.2015	31.3.2014
Hire Charges	-	9,968
	3,988,434	6,721,203
<u>HOSTEL EXPENSES</u>		
Cylinder Refill Charges	259,561	356,803
Hostel Lodging & Boarding	31,476,600	20,381,592
Repair & Maintenance-Hostel	726,411	500
Hostel Miscellaneous	236,137	87,475
	32,698,710	20,826,370
<u>Advertisement, Marketing & Placement Expenses</u>		
Advt., Marketing, PRs	76,114,237	78,603,859
Admission Expenses	10,378,976	5,042,704
Career Services & Placement Expenses	380,174	876,240
Advertisement Electronic Media	18,652,448	12,074,526
Call Center Expenses	4,820,437	4,270,000
Marketing Expenses	27,167,282	12,674,064
Summer/Campus Placements	76,132,207	59,832,711
	213,645,761	173,374,104
<u>Admission Expenses</u>		
Interview & GD Expenses	6,665,588	4,414,738
Student Acquisitions/Interviews	3,713,388	627,966
	10,378,976	5,042,704
<u>Examination Expenses</u>		
Examination Expenses	12,028,775	13,173,746
	12,028,775	13,173,746
<u>Lab Expenses</u>		
Lab Operating Expenses	889,241	968,142
Laboratory Consumables	2,389,024	2,703,821
Binding expenses	250,723	99,834
Workshop Consumables	5,502	400
	3,534,490	3,772,198
<u>Library Expenses</u>		
Library Subscription Exp.	1,113,849	1,080,048
Newspaper, Books & Periodicals	303,296	147,218
	1,417,145	1,227,266
	27,500,537	20,128,813
<u>Industrial Tour Exp.</u>		
<u>Students' Welfare</u>		
Sports Expenses	297,624	448,739
Convocation Expenses	4,940,325	3,977,209
Event Expenses	7,076,701	7,738,689
Students' Fresher Party	66,630	113,106
Alumni Expenses	-	597,876
Student Training & Development Exp.	11,192,298	6,388,277
Student Welfare	511,432	272,887
Uniform & Bag Expenses	403,690	937,380
Laptop to Students	4,242,254	59,208,428

Criteria 4.2.4

Navneet Mehta
 (Finance Officer)

University of Petroleum & Energy Studies



UNIVERSITY OF PETROLEUM & ENERGY STUDIES
SUB GROUP OF INCOME & EXPENDITURE

	Amount in Rs.	
	31.3.2015	31.3.2014
Affiliation Fee	768,723	408,148
Student & Faculty Exchange	-	45,492
Student Training on CRS "Amadeus"	275,084	1,418,789
Photography Expenses	1,551,450	658,572
	101,326,209	82,213,591

Navneet Mehta
(Finance Officer)
University of Petroleum & Energy Studies



UNIVERSITY OF PETROLEUM & ENERGY STUDIES
SUB GROUP OF INCOME & EXPENDITURE

	Amount in Rs.	
	31.3.2015	31.3.2014
<u>Outsourced Educational Services</u>		
Courseware Development Services	40,737,283	47,866,169
CCE Support Services	40,941,134	38,313,372
IBM Royalty	67,355,576	51,090,701
Total Outsourced Educational Services	149,033,993	137,270,241
<u>Sale of Bulletins & Prospectus</u>		
Sale of prospectus	69,866,978	61,932,539
Discount - Sale of prospectus	-1,915,200	-719,075
	67,951,778	61,213,464
<u>Advertisement Expenses</u>		
Marketing Exp.	109,517	730,212
Telephone Expenses	607,486	371,379
Seminar & Fair - Marketing	2,884,589	1,815,683
Travelling for Marketing	5,991,265	2,824,377
Printings-marketing's	6,698,806	1,356,289
Postage & Courier Expenses	6,180,236	2,675,429
Designing & Processing Charges	3,314,526	2,474,434
Prospectus Printing Expenses	1,380,857	426,261
	27,167,282	12,674,064
<u>Front Office/PR Management Services</u>		
Business Promotion	153,745	1,686
Career fair / Exhibition expense	210,665	823,521
Travelling Expenses -Placement	15,764	51,033
	380,174	876,240
<u>Staff Salary & Other Cost</u>		
Late Sitting Conveyance	1,121,968	1,157,863
Staff Welfare	9,421,377	8,981,263
Housekeeping Services	13,609,125	12,393,529
Shifting & Re-Location Expenses	729,817	436,526
Security Services	16,011,863	12,506,948
Incensive	1,729,975	550,000
Leave Encashment	24,142,334	20,768,258
Salary & Allowances	332,296	67,129
Medical Reimbursement	5,500	3,750
Driver Reimbursement	146,000	313,000
Horticulture Services	2,740,030	3,122,893
Training/development-Staff	701,153	1,526,641
Honorarium	580,020	848,780
Faculty Development Expenses	271,832	376,182
Gratuity	31,957,785	32,369,289
Outsource Manpower	29,394,772	40,288,687
Notice Pay (faculty)	-344,067	-1,619,127
0000450070 Teaching Salary - Full Time	351,270,074	277,489,465
0000450071 Teaching Salary - Part Time	2,855,557	1,929,694
0000450072 Marketing Salary	17,385,643	17,196,824
0000450073 Student Services	8,766,576	10,708,722
0000450074 Academic Management Salaries	34,228,331	40,243,343

Criteria 7.1.8



Navneet Mehta
(Finance Officer)

University of Petroleum & Energy Studies

UNIVERSITY OF PETROLEUM & ENERGY STUDIES
SUB GROUP OF INCOME & EXPENDITURE

	Amount in Rs.	
	31.3.2015	31.3.2014
0000450075 General & Administrative Salaries	60,027,469	60,376,076
0000450079 Salaries Cost - CCE- Teaching	1,639,289	1,372,543
0000450080 Salaries Cost - CCE- Non Teaching	3,495,531	2,529,480
0000450081 Salary Cost - Hostel	600,927	403,318
	<u>612,821,178</u>	<u>546,341,076</u>


Navneet Mehta
(Finance Officer)
University of Petroleum & Energy Studies



UNIVERSITY OF PETROLEUM & ENERGY STUDIES
SUB GROUP OF INCOME & EXPENDITURE

Amount in Rs.

	31.3.2015	31.3.2014
Professional Charges - Faculty	4,987,551	3,250,152
Professional Charges - Non faculty(Monthly)	9,046,050	11,120,350
Stipend	7,387,300	1,298,600
Conveyance to Guest Faculty	423,366	367,297
Guest Lectures / Visiting Faculty	5,740,244	4,992,886
	<u>27,584,511</u>	<u>21,029,285</u>

Criteria 5.1.2

Professional and Consultancy Expenses

Professional Charges	20,538,641	9,737,453
Recruitment Expenses - Faculty	2,222,603	4,670,308
Recruitment Expenses - Admin	8,603	168,527
	<u>22,769,847</u>	<u>14,576,288</u>

Navneet Mehta
 (Finance Officer)
 University of Petroleum & Energy Studies



UPES Dehradun

Additional document to Criteria 4.1.4, 4.4.1 & EP 4.6

	Mar-15	Mar-16	Mar-17	Mar-18	Mar-19
Staff, Faculty & Other Costs	640,405,689	742,691,495	1,015,702,566	1,241,854,445	1,260,457,406
Education Expenses & Student Activities	464,677,908	590,633,976	665,015,567	727,188,367	895,761,713
Administrative Expenses	173,301,313	198,331,726	279,400,584	278,469,822	413,829,441
Advertising, Publicity & Placement Expenses	213,645,761	293,579,628	362,120,310	478,109,946	442,140,004
Interest & Bank Charges	21,510,155	1,659,401	859,090	1,948,090	1,289,392
Rent & Hire of Premises	80,463,810	173,764,099	218,548,784	243,579,953	256,536,728
Total	1,594,004,636	2,000,660,325	2,541,646,901	2,971,150,624	3,270,014,684

	Mar-15	Mar-16	Mar-17	Mar-18	Mar-19
Total expenditure excluding the salary	953,598,948	1,257,968,830	1,525,944,335	1,729,296,179	2,009,557,278

	Mar-15	Mar-16	Mar-17	Mar-18	Mar-19	Expenditure of maintenance of physical facilities & academic support facilities	Academic/Maint/ Others
Education Expenses & Student Activities							
Student Welfare Expenses & kits etc.	101,326,209	201,801,458	304,649,081	386,706,273	494,122,992	Yes	Academic
Examination Expenses	12,028,775	10,584,248	10,074,411	10,834,060	13,867,478	Yes	Academic
Laboratory Expenses	3,534,490	4,985,051	5,602,812	4,984,538	7,148,797	Yes	Academic
Library Expenses	1,417,145	16,435,677	9,721,911	20,927,478	27,179,358	Yes	Academic
Industrial Tour Expenses	27,500,537	24,653,926	53,579,664	52,119,757	56,595,123	Yes	Academic
Courseware & License Fees	137,138,049	99,965,459	25,459,154	82,373,097	119,215,059	Yes	Academic
Outsourced Educational Services	149,033,993	177,568,191	175,923,734	76,212,500	83,608,900	Yes	Academic IBM Royalty
Hostel Lodging & Boarding Expenses	32,698,710	54,639,966	80,004,799	93,030,665	94,024,007	No	others
Other Educational & Welfare Expenses						No	others
Total	464,677,908	590,633,976	665,015,567	727,188,367	895,761,713		

Administrative Expenses

	Mar-15	Mar-16	Mar-17	Mar-18	Mar-19		
IT Hardware & Software Expenses	18,878,675	20,624,488	28,300,146	28,819,817	47,376,023	Yes	Maintenance
Electricity, Generator & Water Expenses	17,253,302	20,719,991	24,372,520	26,246,284	29,786,040	Yes	Maintenance
Festivals & Functions	6,317,331	3,863,912	11,436,321	11,342,146	12,695,950	No	others
Statutory Auditor's Fees	427,500	429,375	572,800	560,500	661,392	No	others
Internal Audit Fee	814,050	-	-	-	-	No	others
Legal Expenses	359,428	510,400	598,546	288,316	3,943,062	No	others
Professional and Consultancy Charges	22,769,847	34,359,996	33,444,728	70,886,719	84,490,006	No	others
Communication Expenses	2,308,407	5,004,090	5,720,666	5,295,368	4,408,990	Yes	Maintenance
Insurance Expenses	9,804,811	9,384,140	10,663,128	13,338,290	17,452,852	Yes	Maintenance
Printing & Stationary	6,902,726	7,194,934	5,125,856	7,020,147	10,668,582	No	others
Repair & Maintenance	30,624,473	37,802,806	31,934,538	34,993,720	49,589,633	Yes	Maintenance
Travelling, Transportation & Hotel Expenses	40,434,255	40,895,092	54,239,018	61,252,930	73,384,053	No	others
Other Administrative Expenses	16,406,508	17,542,502	36,137,736	18,425,585	53,544,630	Yes	Maintenance
Housekeeping/Security Expenses			36,854,582		25,828,228	Yes	Maintenance
Hostel Lodging & Boarding Expenses					-	No	others
Hire Charges						No	others
Meeting Expenses						Yes	Academic
Total	173,301,313	198,331,726	279,400,584	278,469,822	413,829,441		

Interest & Bank Charges

Interest on Term Loan	20,302,294	449,228				No	others
Bank Charges	1,207,861	1,210,173	859,090	1,948,090	1,289,392	No	others
Car Loan Finance Charges						No	others
Total	21,510,155	1,659,401	859,090	1,948,090	1,289,392		

Advertisement, Marketing & Placement Expenses

Advt., Marketing, PRs	76,114,237	126,419,846	145,717,682	130,100,953	74,003,319	No	others
Admission Expenses	10,378,976	9,262,491	15,800,320	15,024,571	48,978,515	No	others
Career Services & Placement Expenses	380,174	494,883	236,346	17,813	34,725	Yes	Academic
Advertisement Electronic Media	18,652,448	25,352,214	27,654,168	43,530,907	34,725,367	No	others
Call Center Expenses	4,820,437	5,111,338	7,206,831	(23,346)	-	No	others
Marketing Expenses	27,167,282	25,834,715	38,209,191	37,655,153	49,212,945	No	others
Summer/Campus Placements	76,132,207	101,104,141	127,295,771	174,732,723	173,292,694	No	others
CCE Support Services				77,071,172	61,892,439	No	others
Total	213,645,761	293,579,628	362,120,310	478,109,946	442,140,004		

Rent

Rent & Hire of Premises	80,463,810	173,764,099	218,548,784	243,579,953	256,536,728	Yes	Academic
-------------------------	------------	-------------	-------------	-------------	-------------	-----	----------

Year	FY 2014-15	FY 2015-16	FY 2016-17	FY 2017-18	FY 2018-19	Total
Expenditure of maintenance of physical facilities (A)	95,276,177	111,078,017	173,983,315	127,119,063	227,986,397	735,442,968
Academic support facilities (B)	512,823,183	710,252,992	803,795,898	877,755,469	1,058,309,159	3,962,936,701
Other Expenditure (C)	345,499,589	436,637,821	548,165,122	724,421,647	723,261,722	2,777,985,901
Total Operating Expenditure (D)	953,598,948	1,257,968,830	1,525,944,335	1,729,296,179	2,009,557,278	7,476,365,570

For University of Petroleum & Energy Studies

[Signature]
Authorised Signatory

Utilisation ratio(Expenditure of maintenance of physical facilities and academic support facilities)/Total Expenditure $E=(A+B)/(C+D)$	49.57%	55.37%	54.10%	48.34%	57.98%	53.07%
---	--------	--------	--------	--------	--------	--------

Navneet Mehta
(Finance Officer)
University of Petroleum & Energy Studies
Dehradun

For University of Petroleum & Energy Studies


Authorized Signatory